


STATISTICAL YEARBOOK 2008



STATISTICS
DENMARK

Statistical Yearbook 2008

Statistical Yearbook 2008

Published by Statistics Denmark
June 2008
112th edition

ISBN 978-87-501-1675-2
ISSN 1601-1058

Statistical Yearbook Internet address: www.dst.dk/yearbook

Editors Stefan Jul Gunnensen
Tel.: +45 39 17 31 67. E-mail: sjg@dst.dk

Margrethe Pihl Bisgaard
Tel.: +45 39 17 31 62. E-mail: mpb@dst.dk

Maps to which the National Survey and Cadastre own the copyright
have been used with the consent of the agency.

Type: Statistics Denmark, Copenhagen
Printed in Denmark by Scanprint, Viby J

© Statistics Denmark 2008 No part of this book may be duplicated or circulated without prior written consent from Statistics Denmark in accordance with the current Copyright Act.

Exceptions are quotations; The Statistical Yearbook may be quoted when this edition is indicated as the source in accordance with good practice and to the extent that the purpose requires.

Enquiries Statistics Denmark
Sejrøgade 11
DK-2100 Copenhagen Ø
Denmark

Tel.: +45 39 17 39 17
E-mail: dst@dst.dk
Internet: www.dst.dk

Preface

The *Statistical Yearbook 2008* is a book about Denmark and the Danish people. The figures show the development of Danish society, and how the conditions of life in Denmark change as society develops.

The development is, among other things, reflected in the structure of the tables. For instance, the reform of the municipal government structure causes part of the tables to reflect the changes in size, number and names of municipalities. Also, the yearbook points out new trends in Danish society. This has been the case every year since the first edition of the *Statistical Yearbook*, dating back to 1896.

The *Statistical Yearbook* is the most comprehensive of the publications published by Statistics Denmark, and it reflects the majority of the statistics compiled by Statistics Denmark. In addition to statistics compiled by Statistics Denmark, the yearbook also includes data compiled by other Danish institutions or authorities. Approximately 160 of the specialists working at Statistics Denmark contribute to the yearbook.



Every time a new yearbook is published, some of the figures from previous years are revised on the basis of new information. In this way, figures from the same tables in different yearbooks referring to the same year can differ slightly from each other. Usually, only minor revisions are made.

The *printed* version of the *Statistical Yearbook* is only available in Danish. However, both the English and Danish versions of the yearbook are accessible, free of charge, in pdf-format at www.dst.dk/yearbook and www.dst.dk/aarbog. If there are any subsequent errors in the book, corrections to the page in question will be available on the mentioned web sites.

We always welcome any comments or suggestions from our users. Please e-mail your suggestions to mpb@dst.dk.

Statistics Denmark, May 2008

Jan Plovsing / Leon Østergaard

Symbols	»	Repetition.
	-	Nil.
	•	Not applicable.
	0	Less than 0.5 the final digit shown.
	0,0	Less than 0.05 the final digit shown.
	..	Available information not conclusive or withheld owing to nondisclosure practice.
	...	Data not available.
	*	Provisional or estimated figures.
	—	Break in a series, which means that data above the line are not fully comparable with data below the line.
		Refers to a link to StatBank Denmark, where additional figures for the statistics in question are available, excluding figures covering several years. StatBank Denmark also stores information on methodology and contact persons.
		Refers from diagram in text section to table.
	Red writing	Red writing refers to corrections made since the first published version of the Statistical Yearbook.

Due to rounding, the figures given for individual items do not necessarily add up the corresponding totals shown.