

# Coherence in Dissemination

## Single source principle

Annegrete Wulff  
awu@dst.dk



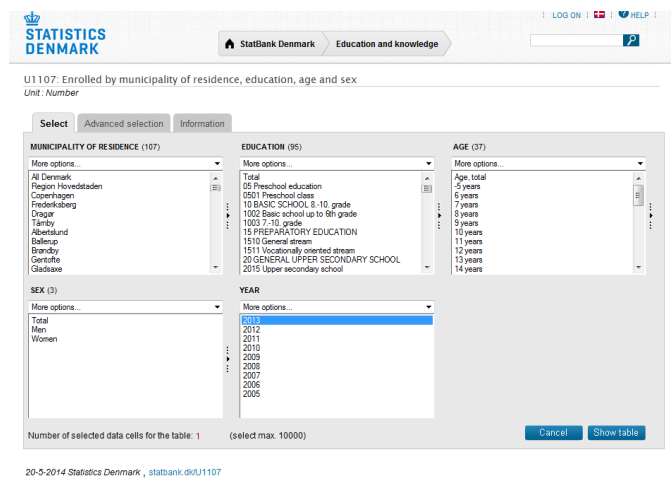
## Based on Code of Practise

- Relevance to the users
  - User surveys, focus groups
- Timeliness and functionality
  - 9:00:00 release calendar
- Coherence and comparability
  - Unique subject structure (12) across channels
- Accessibility and clarity
  - Free, documentation, concepts

## More channels – one source

- [www.statbank.dk](http://www.statbank.dk) (3.500 tables)
- [www.dst.dk](http://www.dst.dk)
- m.statbank.dk (mobile Statbank 3,500 tables)
- api.statbank.dk (programatic access to the Statbank for "system-to-system" access) (3,500 tables)
- Publications

## Examples (demo)



STATISTICS  
DENMARK

Statbank Denmark Education and knowledge

U1107: Enrolled by municipality of residence, education, age and sex  
Unit: Number

Select Advanced selection Information

MUNICIPALITY OF RESIDENCE (107)

More options...

All Denmark  
Region Hovedstaden  
Copenhagen  
Frederiksberg  
Dragør  
Tårnby  
Albertslund  
Ballerup  
Brøndby  
Gentofte  
Glostrup

SEX (3)

More options...

Total  
Men  
Women

YEAR

More options...

2012  
2011  
2010  
2009  
2008  
2007  
2006  
2005

EDUCATION (95)

More options...

Total  
05 Preschool education  
0501 Preschool class  
10 BASIC SCHOOL 6-10 grade  
1002 Basic school up to 6th grade  
1003 7-10 grade  
15 PREPARATORY EDUCATION  
1510 General stream  
1511 Vocationally oriented stream  
20 GENERAL UPPER SECONDARY SCHOOL  
2015 Upper secondary school

AGE (37)

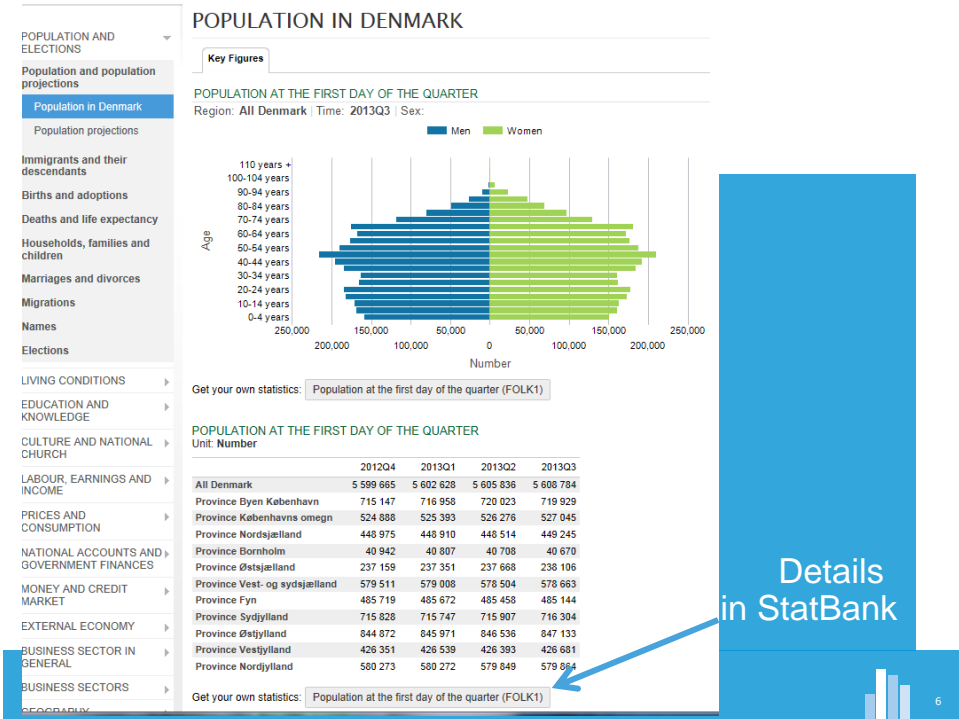
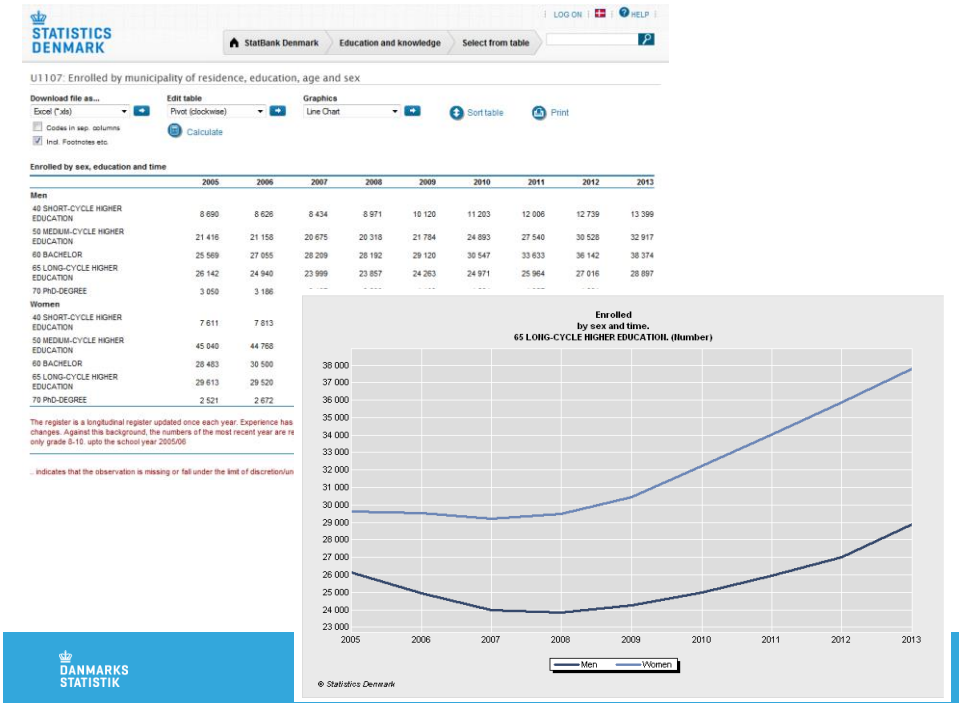
More options...

Age total  
3 years  
5 years  
7 years  
8 years  
9 years  
10 years  
11 years  
12 years  
13 years  
14 years

Number of selected data cells for the table: 1 (select max. 10000)

Cancel Show table

20-5-2014 Statistics Denmark, statbank.dk/U1107



CONTACT | PRESS | INFORMATION SERVICES | DAN

SEARCH

FIND STATISTICS

PRODUCTS & SERVICES

CONSULTING ABROAD

ABOUT US

SUBJECT PAGES

STATBANK

PUBLICATIONS

SCHEDULED RELEASES

DOCUMENTATION

IMF: SDDS

FIND STATISTICS

Browse by subject:

Population and elections

Living conditions

Education and knowledge

Culture and National Church

Labour, earnings and income

Prices and consumption

National accounts and government finances

Money and credit market

External economy

Business sector in general

Business sectors

Geography, environment and energy

Other

Statbank

Statbank

Try out our database and tool for selecting and presenting data in tables and figures.

Publications

Publications

Get detailed descriptions of one or more statistical subjects over a longer or shorter period of time.

Scheduled releases

Calendar

Get an overview of planned future releases.

Documentation

Documentation

Find and read Quality Declarations, Classifications, and Methodology.

CONTACT | PRESS | INFORMATION SERVICES | DAN

SEARCH

FIND STATISTICS

PRODUCTS & SERVICES

CONSULTING ABROAD

ABOUT US

SUBJECT PAGES

STATBANK

PUBLICATIONS

SCHEDULED RELEASES

DOCUMENTATION

IMF: SDDS

POPULATION AND ELECTIONS

LIVING CONDITIONS

EDUCATION AND KNOWLEDGE

Population by status of education

Full-time education

All types of education

Primary and lower secondary education

**Upper-secondary education**

Vocational education

Short-cycle higher education

Medium-cycle higher education

Bachelors

Long-cycle higher education

Research education

International students

Students by educational institutions

Courses and adult education

Educational transitions

Research, development and innovation

Information society

CULTURE AND NATIONAL CHURCH

LABOUR, EARNINGS AND INCOME

PRICES AND CONSUMPTION

UPPER-SECONDARY EDUCATION

The general upper-secondary education statistics show the number of people who have finished general upper-secondary education by completing higher preparatory examination, higher commercial examination or higher technical examination.

Key Figures

ENTRANTS, UPPER SECONDARY SCHOOL

Year	2009	2010	2011	2012	2013
Total	49 393	55 873	56 652	58 230	58 604

Get your own statistics: Entrants, upper secondary school (U29107)

ENTRANTS, UPPER SECONDARY SCHOOL

Unit: Number

	2009	2010	2011	2012	2013
Total	49 393	55 873	56 652	58 230	58 604
2015 Upper secondary school	27 872	32 179	33 014	33 546	34 218
2016 Higher preparatory examination	6 826	8 601	9 962	9 584	9 483
2017 Upper secondary school	401	578	478	475	460
2539 Higher commercial examination	9 425	9 418	9 336	9 713	9 444
2551 Higher technical examination	4 767	5 097	4 862	4 912	4 999

Footnote: ++

Get your own statistics: Entrants, upper secondary school (U29107)

STATISTICAL YEARBOOK

Our statistical yearbook is available in English

[Read more about Statistical yearbook.](#)



# Dissemination flow

Internal Statistics Denmark

Public

