

Production of farm statistics in Denmark

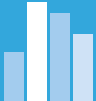
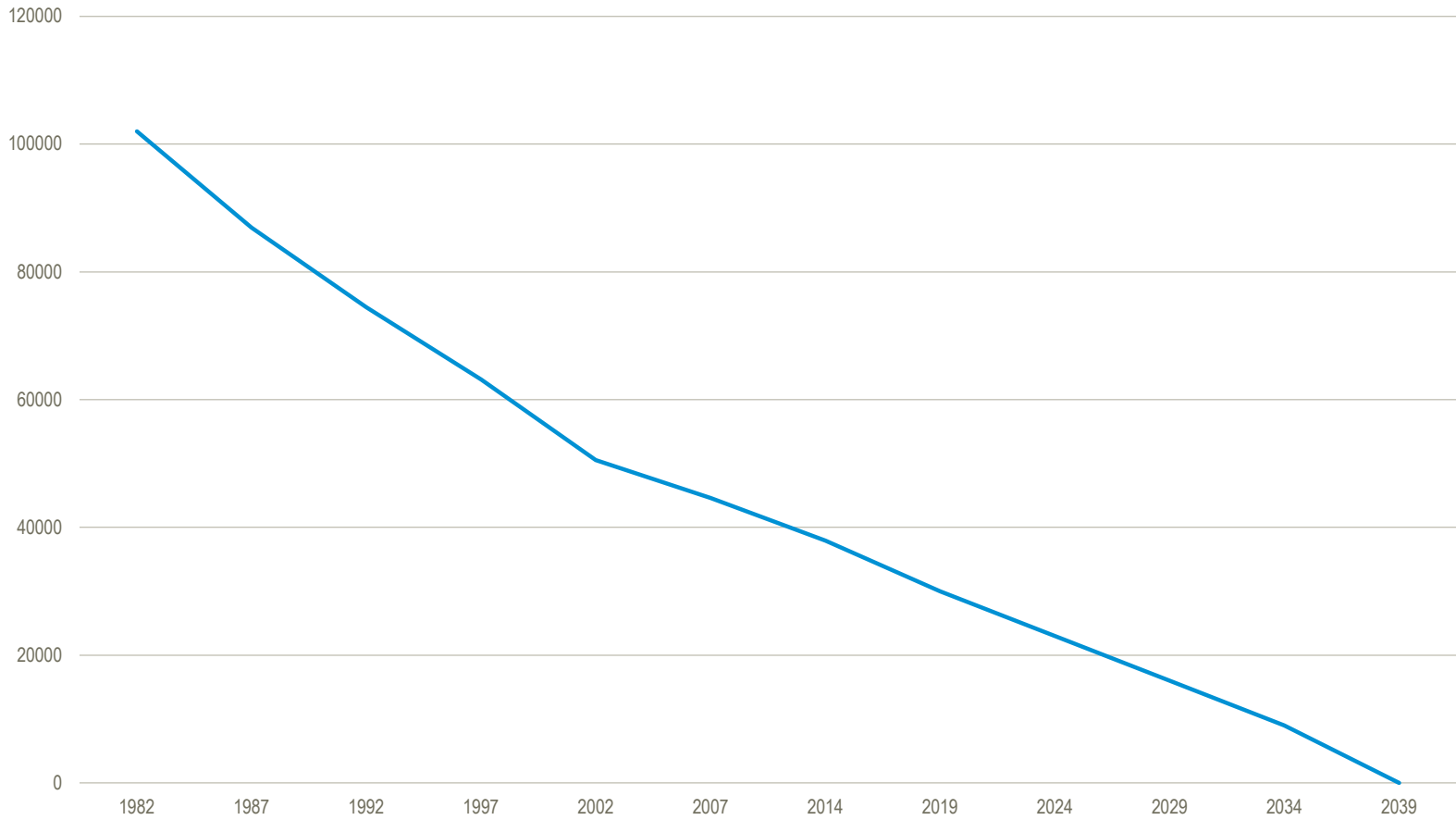
Component C: Infrastructure for agricultural statistics

Activity C.5: Long-term work plan for agricultural statistics

June 12-15 2018

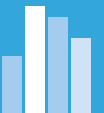
Peter Vig Jensen

Number of farms



Farm structure

- Farm structure survey
- Fruit trees



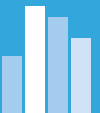
Livestock and livestock production

- Livestock
- Livestock products
- Production, prices and values
- Quantity and price indices
- Furred animals



Economics and vegetable production

- Crop products
- Production, prices and values
- Quantity and price indices
- Fodder balances
- Capital formation, depreciation, interest and debt
- Gross factor income



Organic farming

- Farm structure
- Retail trade
- Foreign trade
- Sales of organic products to food service

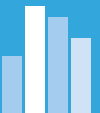


- Precision agriculture



Account statistics

- Account statistics
 - Agriculture – horticulture – organic farming (FADN)
 - Fishery – aquaculture



Director General



Jørgen Elmeskov

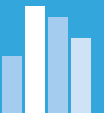
Director General
from October, 2013

*"We make an effort to turn
Statistics Denmark in a more
extrovert and dynamic direction"*

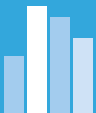
Vision

We envisage that in 2020 Statistics Denmark is transformed into a "generator of data and knowledge", which is strongly oriented toward our external stakeholders and which contributes to a strengthened understanding of socio-economic phenomena.

Change of mind set

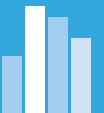


Follow us in social media



Output documentation

<https://www.dst.dk/en/Statistik/dokumentation/documentationofstatistics/accounts-statistics-for-agriculture>



Thank you for your attention !

Peter Vig jensen
Statistics Denmark
Food Industries
pvj@dst.dk

