



הלשכה המרכזית לסטטיסטיקה  
Central Bureau of Statistics  
دائرة الإحصاء المركزية

# Environmental Protection Expenditure Accounts

12.12.13

# Environmental Protection Expenditure Account (EPEA)

A statistical framework that describes environmental activities in monetary terms and organises these statistics into a full set of accounts (Wikipedia)

Provides a conceptual framework closely linked to the national accounts that describes environmental protection expenditure (Eurostat)

# EPEA in CBS

- Public services
- Manufacturing and electricity industries

In work:

- Construction
- Agriculture
- Household
- Transportation and storage, Trade and Services etc.

# Environmental Protection Expenditure Statistics

- EPEA - Environmental Protection Expenditure Accounts for Statistical Abstract of Israel.
- The OECD environmental protection expenditure and revenues report.
- Environmental protection function in COFOG (Classification of the Functions of Government) for GFS (Government Finance Statistics)
- UN Food and Agriculture (FAO) reports.

# Variables

- Current expenditure (compensation of employees, current purchases and consumption of fixed capital)
- Fixed capital formation (construction expenses and purchase of machinery and environmental protection equipment)
- Revenues from the sales of environmental services
- Subsidies, transfers (current and capital) financing environmental protection activities

# Classification of Environmental Protection Activities (CEPA)

1. **Protection of ambient air and climate**
2. Wastewater management
3. **Waste management**
4. Protection and remediation of soil, groundwater and surface water
5. Noise and vibration abatement
6. Protection of biodiversity and landscape
7. Protection against radiation
8. Research and development
9. Other environmental protection activities

# Public Sector Environmental Protection Expenditure

Public Sector data are compiled for each unit of:

## 1. General Government:

- Central government:
  - Budgetary government
  - Extra-budgetary government:
    - Public NPI's
    - National Institutions
- Local government:
  - Local authorities
  - Municipal Unions.

## 2. Public Corporations

# Data Sources

- Central Government - Accountant General's reports and Budget provisions. Annual reports of statutory environmental authorities.
- Annual financial reports for Local Authorities and Municipal Unions, NPI's and public corporations providing environmental protection services



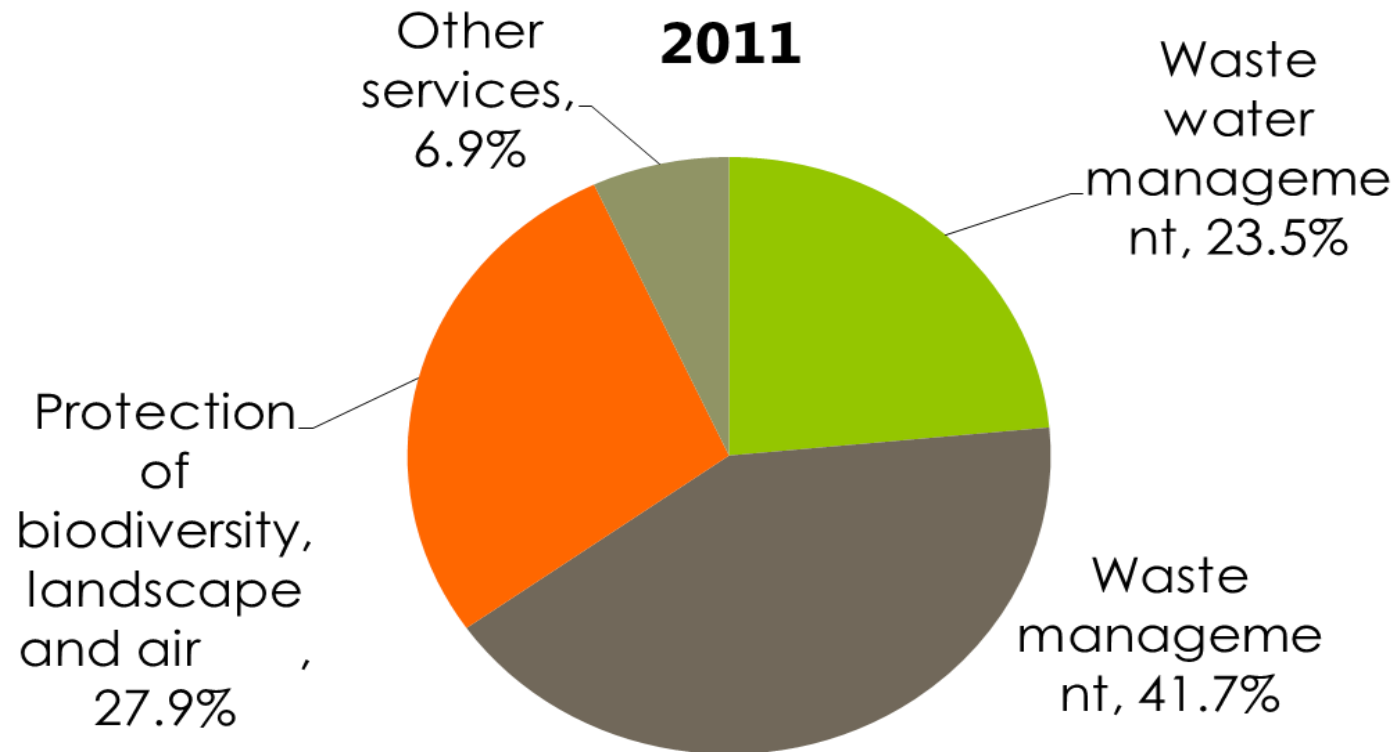
# Waste management

- Provided mostly by Local government: Local authorities and Municipal unions.
- Treatment and disposal of hazardous waste are carried out by government corporations.

# Statistical Abstract Tables

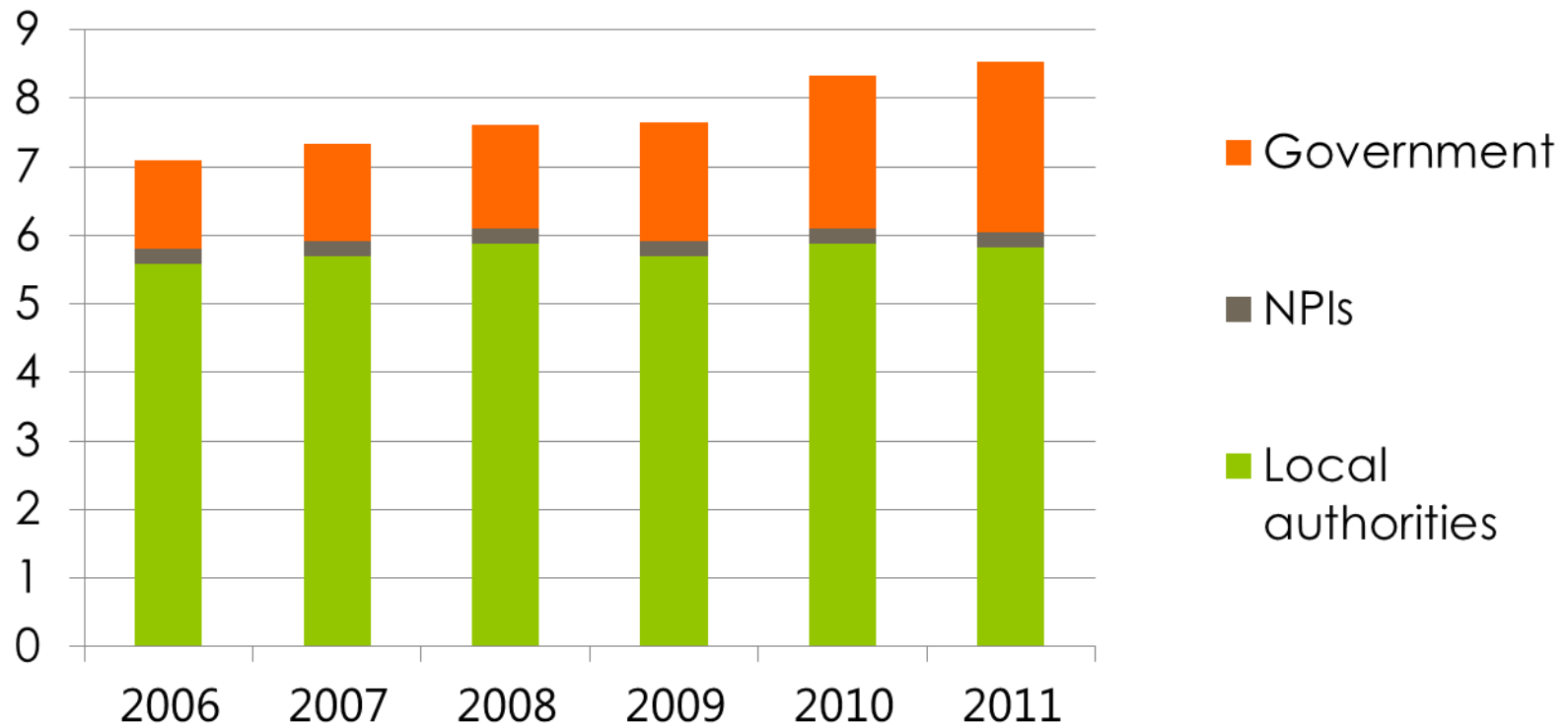
- Expenditure on public services for environmental protection, by operating sector, type of service and type of expenditure
- Expenditure on public services for environmental protection, by operating sector and type of expenditure

# Expenditure on Public Services for Environmental Protection, by Type of Service



# Expenditure on Public Services for Protection, by Environmental Operating Sector, 2006-2011

NIS billion, at 2010 prices



# Public services

- Administrative Data
- Yearly

**2010**

TYPE OF SERVICE	NIS MILLION	Euro MILLION	% from Total
Protection of ambient air and climate	11	2	0.13
Waste management	3399	686	41
<b>Grand Total</b>	<b>8326</b>	<b>1681</b>	<b>100</b>

# Manufacturing and electricity industries

- Data from dedicated Survey (face to face)
- 460 businesses
- Every two years

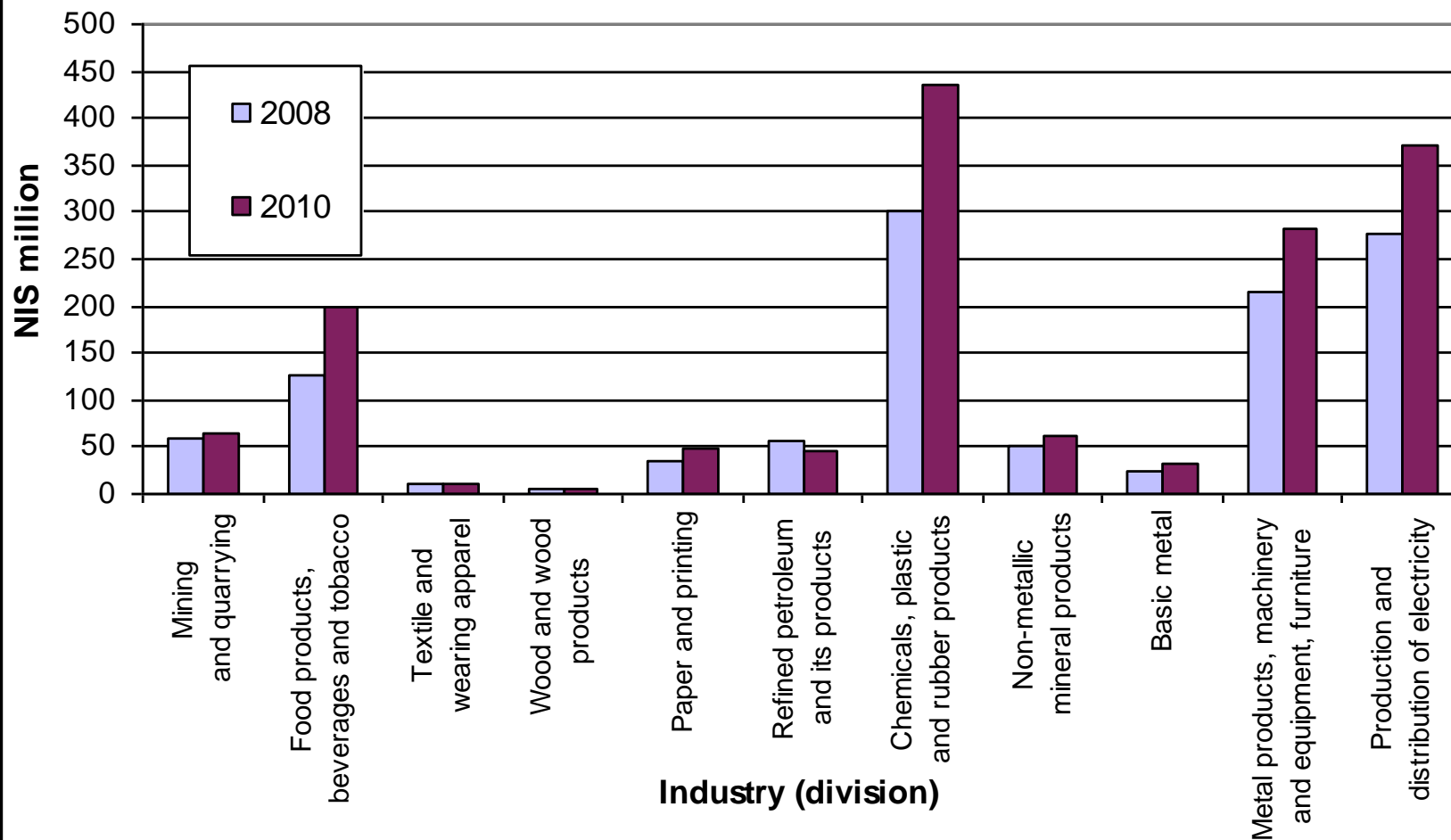
**2010**

TYPE OF SERVICE	NIS MILLION	Euro MILLION	% from Total
Protection of ambient air and climate	1001	202	39
Waste management	601	121	24
<b>Grand Total</b>	<b>2556</b>	<b>516</b>	<b>100</b>

# Publications

- EXPENDITURE ON ENVIRONMENTAL PROTECTION IN THE MANUFACTURING AND ELECTRICITY INDUSTRIES 2008
- EXPENDITURE ON ENVIRONMENTAL PROTECTION IN THE MANUFACTURING AND ELECTRICITY INDUSTRIES 2010

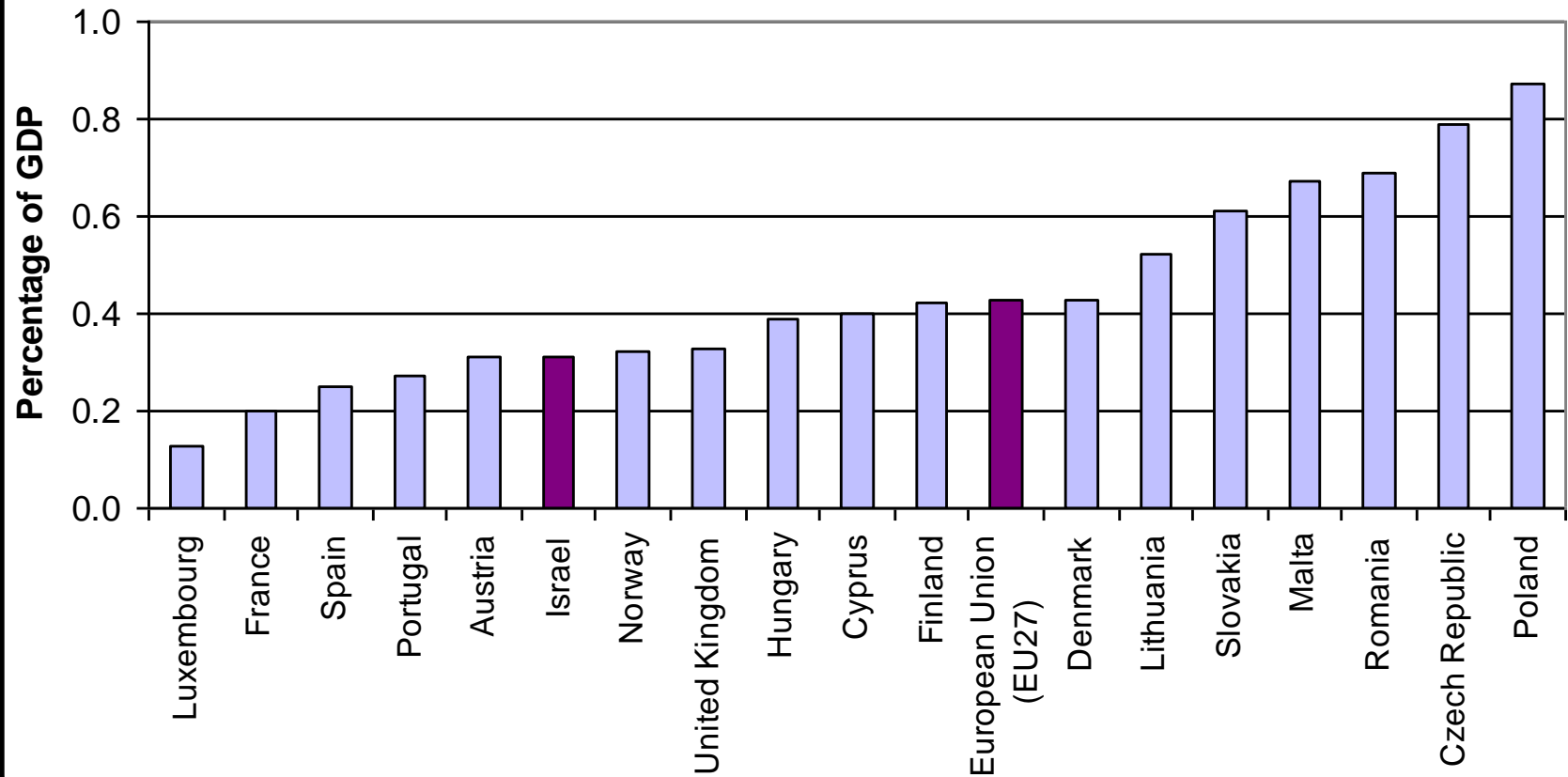
**DIAGRAM 2.- CURRENT EXPENDITURE ON ENVIRONMENTAL PROTECTION, BY INDUSTRY (1993 CLASSIFICATION) (1) 2008, 2010**



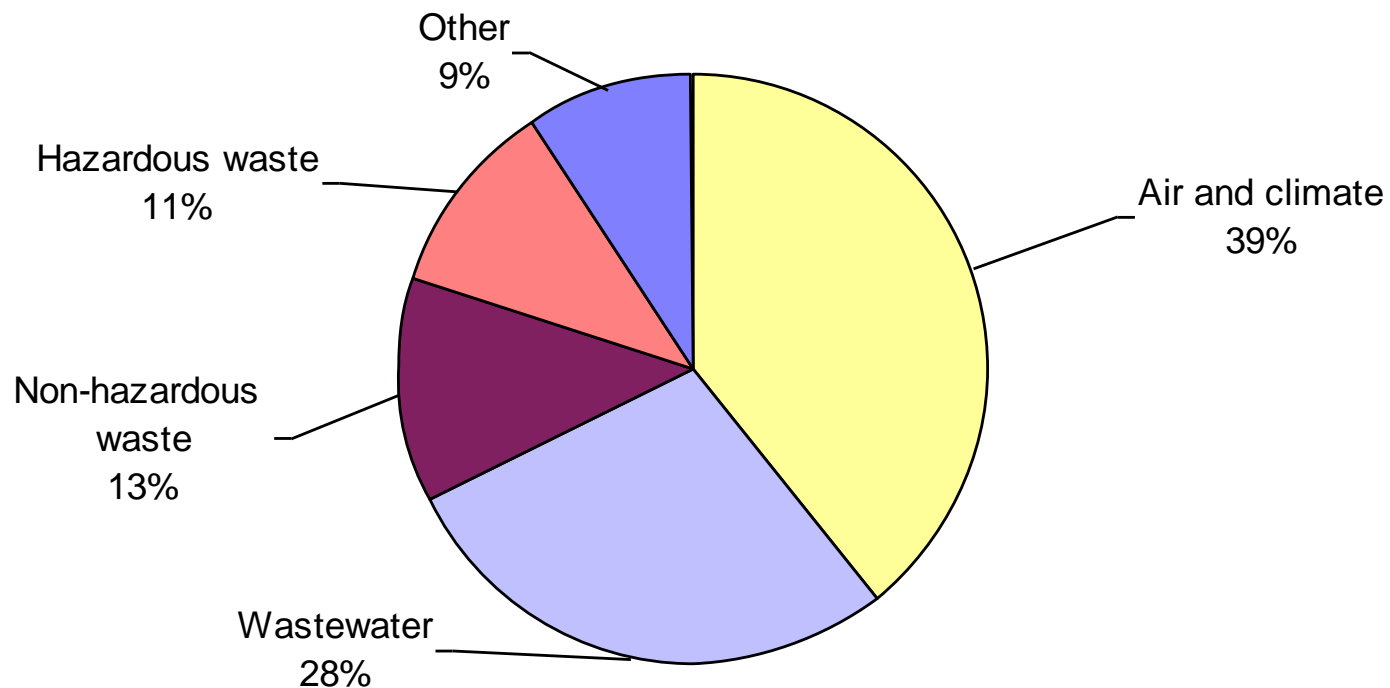
(1) A complete list of the industries, according to their codes, is presented in Appendix 1.



**DIAGRAM 10.- EXPENDITURE ON ENVIRONMENTAL PROTECTION IN  
MANUFACTURING AND ELECTRICITY AS A PERCENTAGE OF GDP IN  
ISRAEL (2010) AND IN EUROPEAN UNION COUNTRIES (2009)**



**DIAGRAM 3.- EXPENDITURE ON ENVIRONMENTAL PROTECTION,  
BY ENVIRONMENTAL DOMAIN, 2010**



# Construction (Mainly waste)

- road construction
- Construction of Commercial Buildings
- Green Building (Standards Institution of Israel)
- Construction of Residential Buildings

# Agriculture (Mainly waste)

- Administrative Data
- Calculations of the Ministry of Agriculture and Rural Development and the MoEP
- Agricultural surveys (in the future)

# Households

## (Mainly waste and wastewater)

- Municipal taxes
- Water bills
- Household Expenditure Survey

Thank  
you!

