

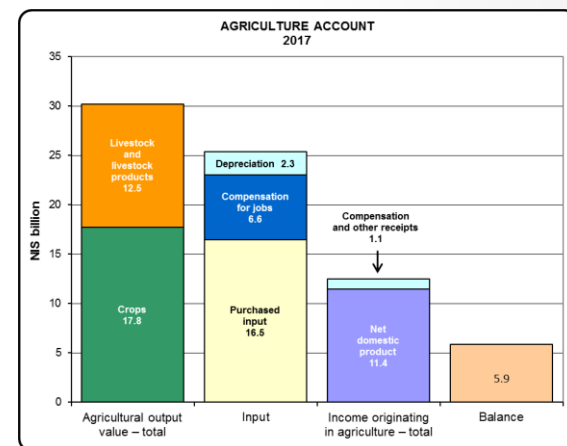


Israel



הלשכה המרכזית לסטטיסטיקה
Central Bureau of Statistics
دائرة الإحصاء المركزية

Agriculture Account



Noam Tal
sector Agriculture , Environment and Energy
Twinning, Component C5
13.6.2018

What's on the slides

- **Methodology and terminology**
 - **Agriculture account**
 - **Output**
 - **Input**
- **Selected Data**
- **Vision**

Definition of Agriculture Account

- Economic account
- Reflect the changes in the agriculture sector.
- Covering Output, Input , Domestic product and profitability.
- The value of output is the total value of domestic production plus investments in young plantations.
- The value of input includes the value of materials and services purchased by the agriculture industry from other industries and from the industry itself.

Agriculture sector

- All farms that are classified as agriculture production unit (services excluded).
- Output Included : field crops, vegetables ,fruits , flowers, forestry , seed and seedlings , livestock and livestock products, Aquaculture and marineculture .
- Output does not included : Agricultural products processing plants, Slaughterhouses, water supply, gardening, Agricultural products marketing, veterinary services and agriculture research and development.
- Missing output : new agriculture branches such as : kanabis, algae, new crops ,camels.

OUTPUT

- We focus on the products
- Output value = quantity * price
- Our price is at the farm gate
- Output destinations



Quantity and prices

- Data collection period
 - Monthly
 - crop and animal production, export data
 - Yearly
 - Forestry , Marinaculture, fields crop , import livestock , other
- Data sources
 - Wholesalers and food industry
 - Exporters
 - Marketing boards and production councils
 - Animal Husbandry Organizations and corporations
 - Ministry of Agriculture

Q + P - continue

- Yearly Estimates
 - Self Consumption and unreported data (also known as black market)
 - Challenging branches : Sheep's and goats , beef cattle, eggs , Vegetables
 - No data : flowers
 - Based on administrative files :
 - Afforestation and young plantations.
 - Forestry

Price Gate by Industry

Product	Price gate
Fresh vegetables and fruits	Wholesale dealers entry gate
Industry vegetables and fruits	In the Factory gate
Poultry	Slaughterhouses entry gate
Eggs	Distributor gate
Milk	Dairy entry gate
Cattle, sheep and goats, pigs	Slaughterhouses entry gate
Cotton	In the cotton field
Groundnuts	Sorting factory exit gate
Export	In the destination port entry gate or destination port Bonded Warehouse entry gate


Output Destinations

- Domestic consumption
- Export
- Domestic industry
- Intermediate produce
 - Agriculture products that is used for other agriculture product (Barely for cows)
 - Livestock inventory changes
 - Investments agriculture products (Forestry and new plantations)
 - Extermination
 - Export to Palestine Authority

INPUT



- Total materials and services that the agriculture sector buys from itself (intermediate consumption) and from other sectors and the depreciation in renewal prices.
- Data sources:
 - Surveys: Feed mix centers, producers of fertilizers and pesticides, garages, mills etc.



Annual Input Survey

- The annual survey of inputs for:
- feed mix centers
- flour mills
- Enterprises whose by-products are used to produce feed mix for livestock
- Producers of fertilizers, medications, and covering materials
- Importers and marketers of pesticides and fertilizers;
- Crop and livestock growers organizations.
- Garages that service agricultural equipment.
- Financial statements of the government and local authorities
- Data from the Water Authority on consumption of water for agriculture.

Compensation for employee jobs

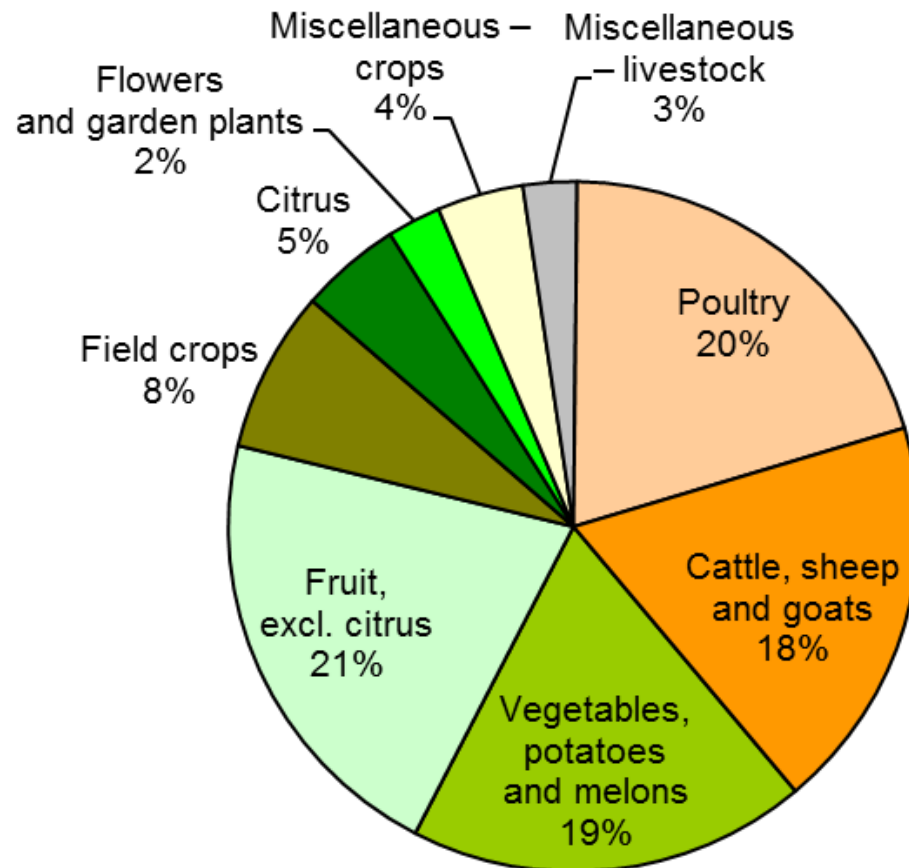
- Total expenditure for wages and salaries, as well as supplementary expenditures for wages and salaries; does not include imputation of wages for the work of farm owners.
- The compensation for employee jobs is based on the wages series as obtained from the summaries of employers' reports to the National Insurance Institute and from manpower monthly survey.

Compensation and other receipts

- All transfers to agriculture (excluding subsidies to a production unit)
 - Compensation from insurance companies
 - Compensation for drought
 - Compensation for reduced water quotas
 - Wage supplements
 - Other receipts (such as pest control, compensation for diseases, special programs)

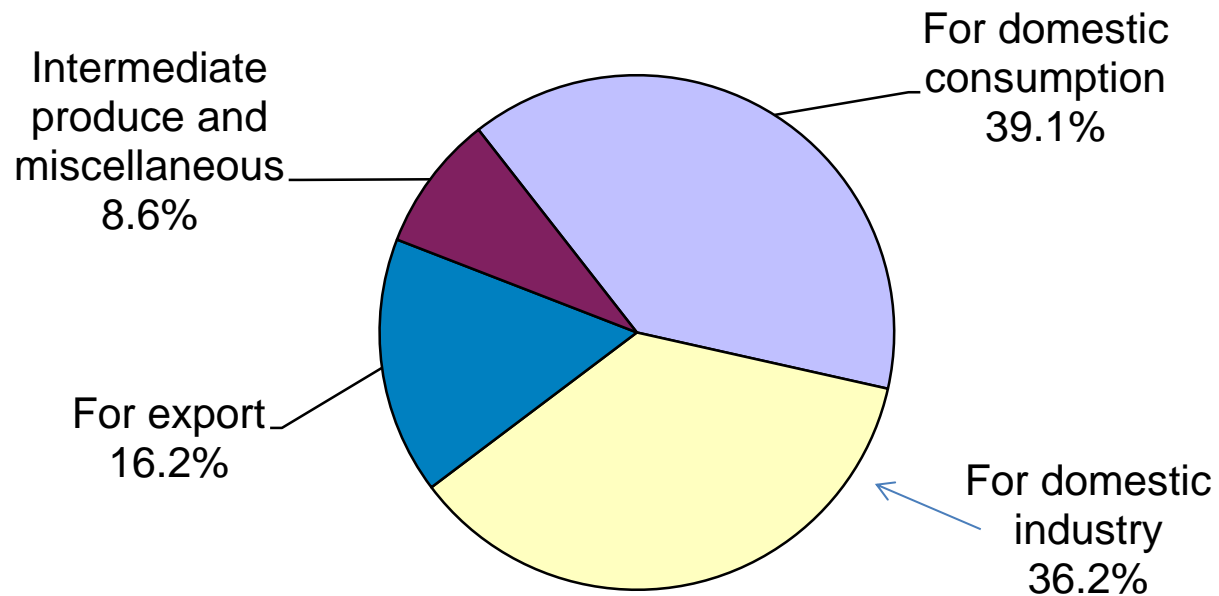
DATA

AGRICULTURAL OUTPUT – VALUE, BY INDUSTRY 2017



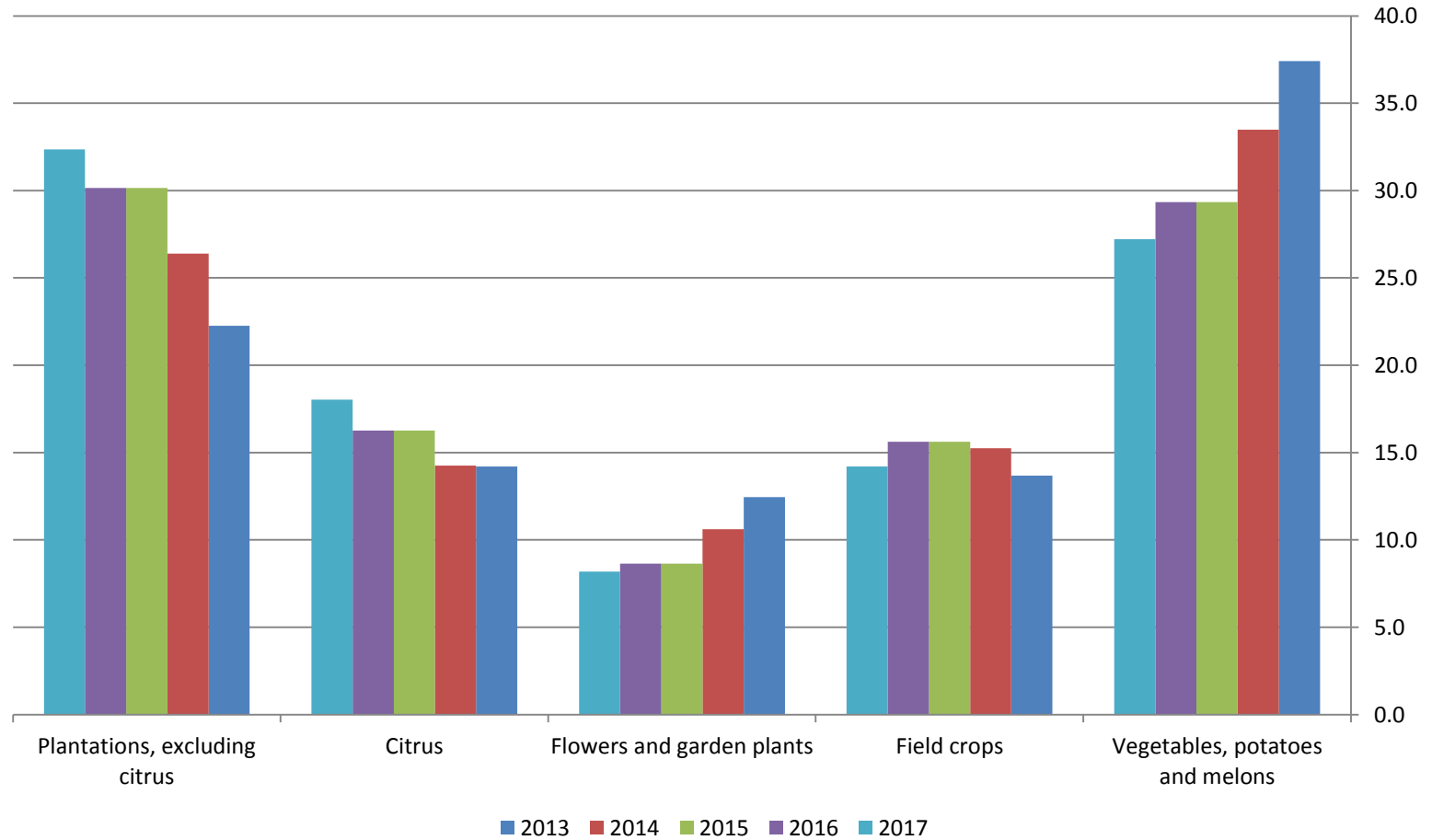
Total
NIS 30,215.7 million

Agriculture output by purpose, 2017

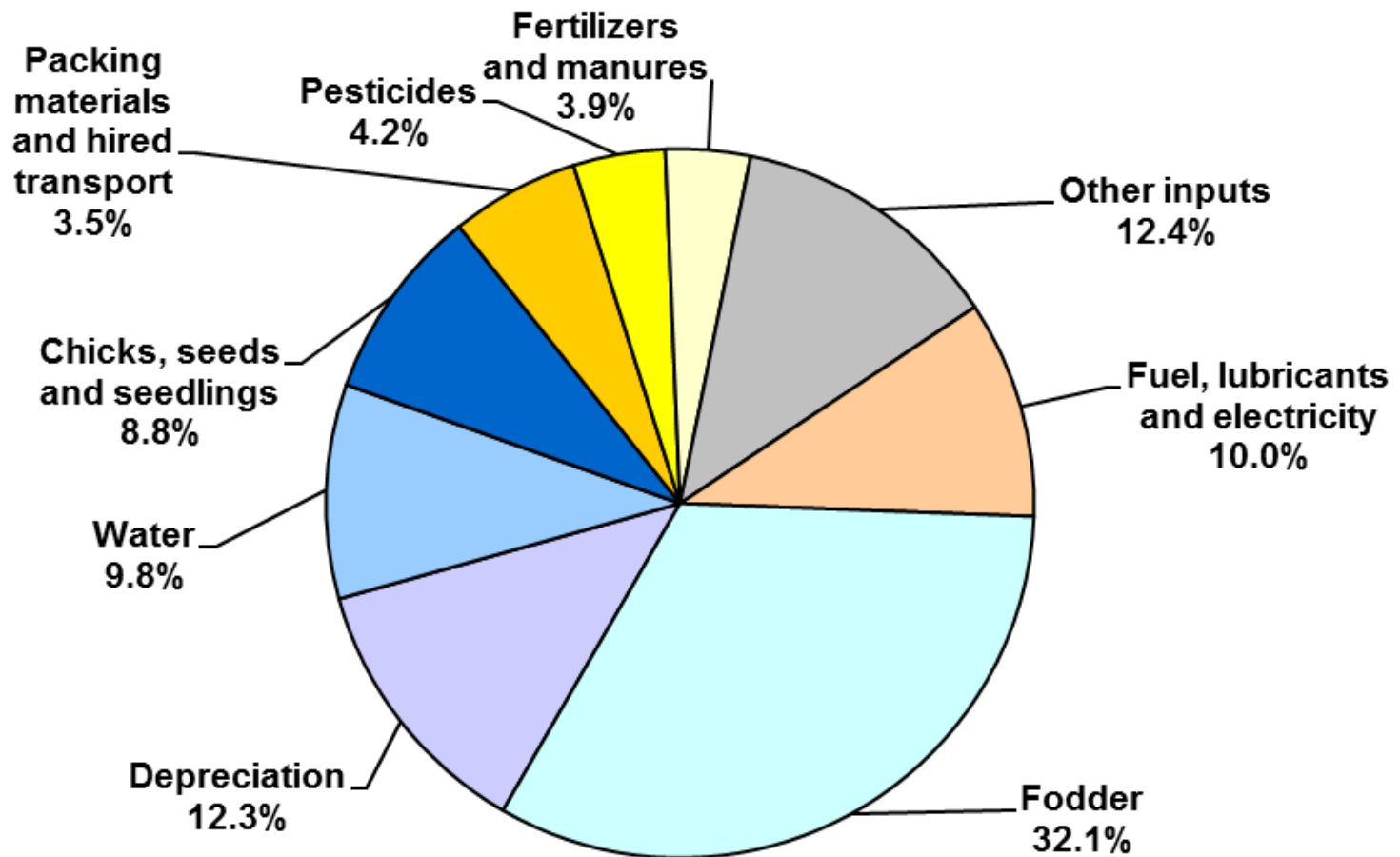


CROP EXPORTS – PERCENTAGE OF OUTPUT

2013–2017



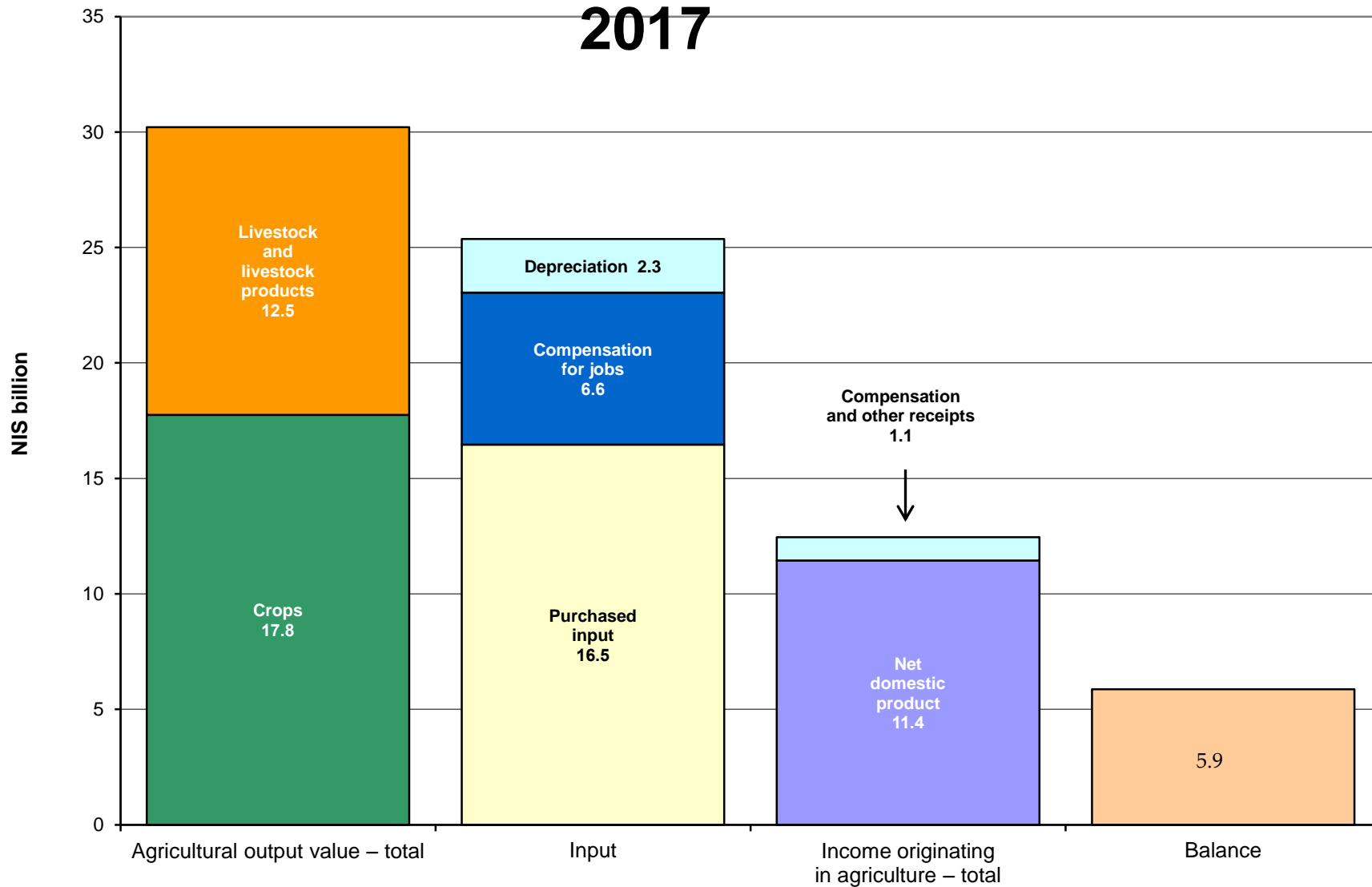
INPUT IN AGRICULTURE 2017



Total
NIS 18,733.3 million

AGRICULTURE ACCOUNT

2017



Vision for the Agriculture Account

- Dividing the account into branches
- Publish Multi-Year Trends in Agriculture
- International Comparison
- Use of pesticides in agriculture branches
- Use of fertilizers in agriculture branches
- Income from agriculture
- Agriculture Indexes (price, Quota) and indicators

Questions ?





**Thank you for
your attention!**