

# The National Documentation Projects

Preben Etwil

# The National Documentation Projects

The work was initiated in 2006 when the Government and Local Government Denmark made an agreement:

**Improve documentation** for the most important service areas offered by the municipalities.

Collect more Microdata and Publish indicators

# Projects initiated

The following National Documentation Projects have been implemented:

- Elderly care
- Health
- Disadvantaged children and young people
- Disability care



*Primary school and daycare facilities are waiting for implementation.*

# Decision Maker

- For each area, the indicators are agreed in working groups across the Ministry of Social Affairs, Ministry of Finance and Local Government Denmark



# From 1. januar 2013 :

## *Disadvantaged children and young people*

- Support given to families will be reported on the micro level.(CPR-number)
- Data collection will be electronic

# Number of families receiving assistance

**Up until last year** - Some of the services were only recorded as a benefit for the whole family

The municipalities reported the number of families receiving the different types of assistance/services.

Indberetningen skal specificeres på hver enkelt ydelse, hvor der er ydet bistand i 2011.

Ydelse		Antal familier
1. § 52, stk. 3, nr. 1	Ophold i dagtilbud, fritidshjem, ungdomsklub, uddannelsessted el.lign.	209
2. § 52, stk. 3, nr. 2	Praktisk, pædagogisk eller anden støtte i hjemmet .....	754
3. § 52, stk. 3, nr. 3	Familiebehandling eller behandling af barnets eller den unges problemer .....	76
4. § 52, stk. 3, nr. 4	Etablering af døgnophold for både forældremyndighed, barnet og andre medlemmer af familien .....	
5. § 52, stk. 3, nr. 5	Etablering af kontaktperson for hele familien .....	

# Publishing Statistics

Families with certain preventive measures by region, measure and time

	2007	2008	2009	2010	2011
<b>All Denmark</b>					
Families total	31 495	30 946	33 676	30 996	32 357
Total families (gross)	42 534	41 461	45 355	43 200	43 318
Support for parents in connection with child's placement (§54)	1 256	1 452	1 823	2 133	2 512
Other support (§52 stk.3. 9)	1 360	1 689	1 980	2 059	2 486
Establishment of contact person for the entire family (§52 stk.3.6)	2 175	2 023	2 147	1 320	2 311
Establishment of residential stay (§52 stk. 3 nr. 4)	423	431	498	399	589
Family therapy or support (§52 section 3 no. 3)	8 451	8 886	9 826	10 432	10 360
Practical educational or other support in the home (§52 stk. 3 nr. 2)	4 074	4 238	4 356	4 409	4 581
Stay in day-care (s.52.3.1)	9 380	7 487	8 409	6 958	2 495
Final support (§52a. 2)	11 025	10 773	11 157	10 753	9 559
Final support to prevent placement (§52a. 3)	4 390	4 482	5 130	4 705	3 921
Expenditure in connection with consultancy services according to section 11. (s.52a.1)	0	0	0	0	1 992
Parenting Orders (§ 57a)	0	0	29	32	39
Expenditure in connection with contact between parent and child during placement of the child (s.52a.4)	0	0	0	0	2 141
Expenditure in connection with methods of contraception (s.52a.5)	0	0	0	0	332

Some municipalities do not have the opportunity to report Number of families and is therefore a 0 in the table.

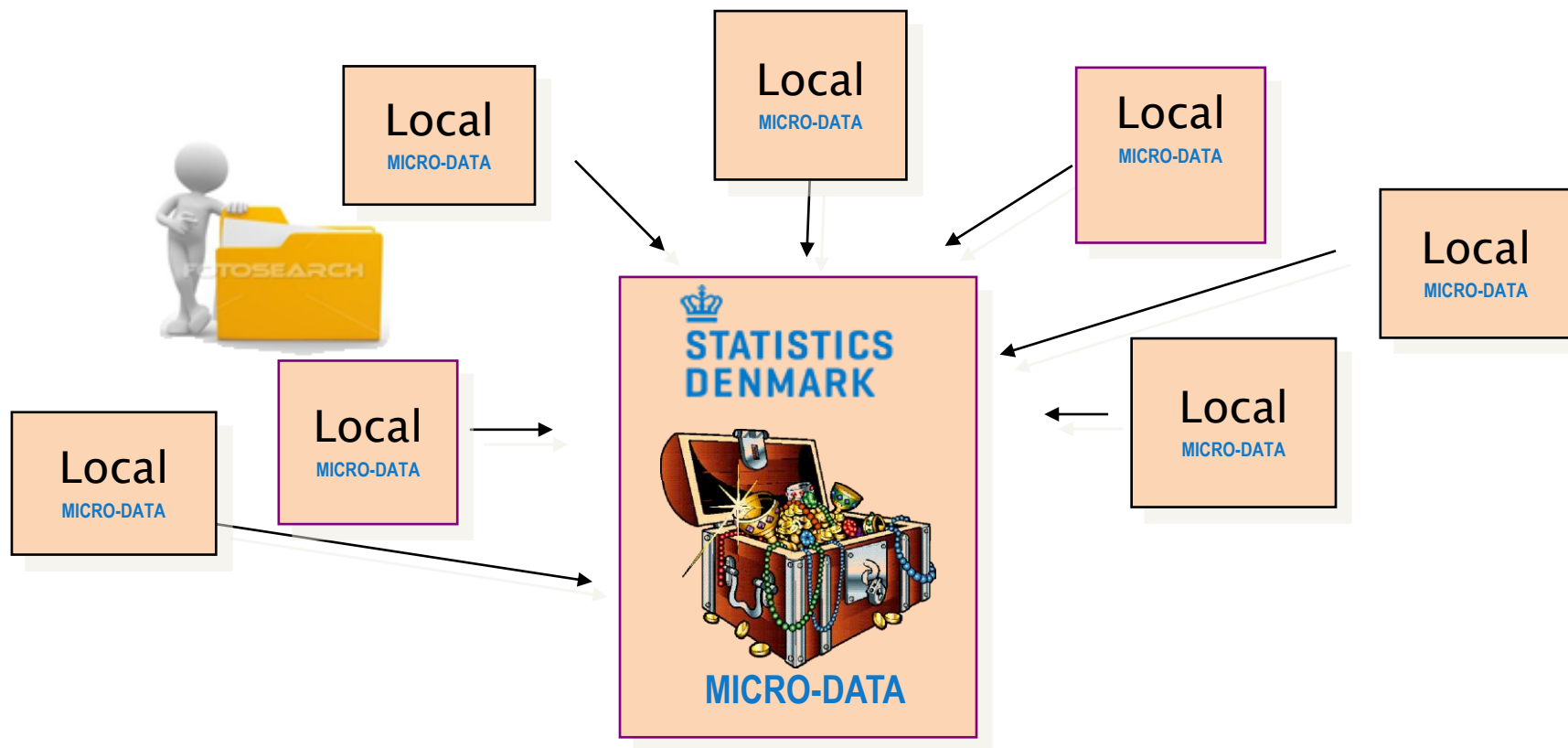
# From 2013 - CPR - Key-variable

- Municipalities must from 1 January 2013 report all services along with information about the social security number for the child receiving help. (Data from 1. January 2012)



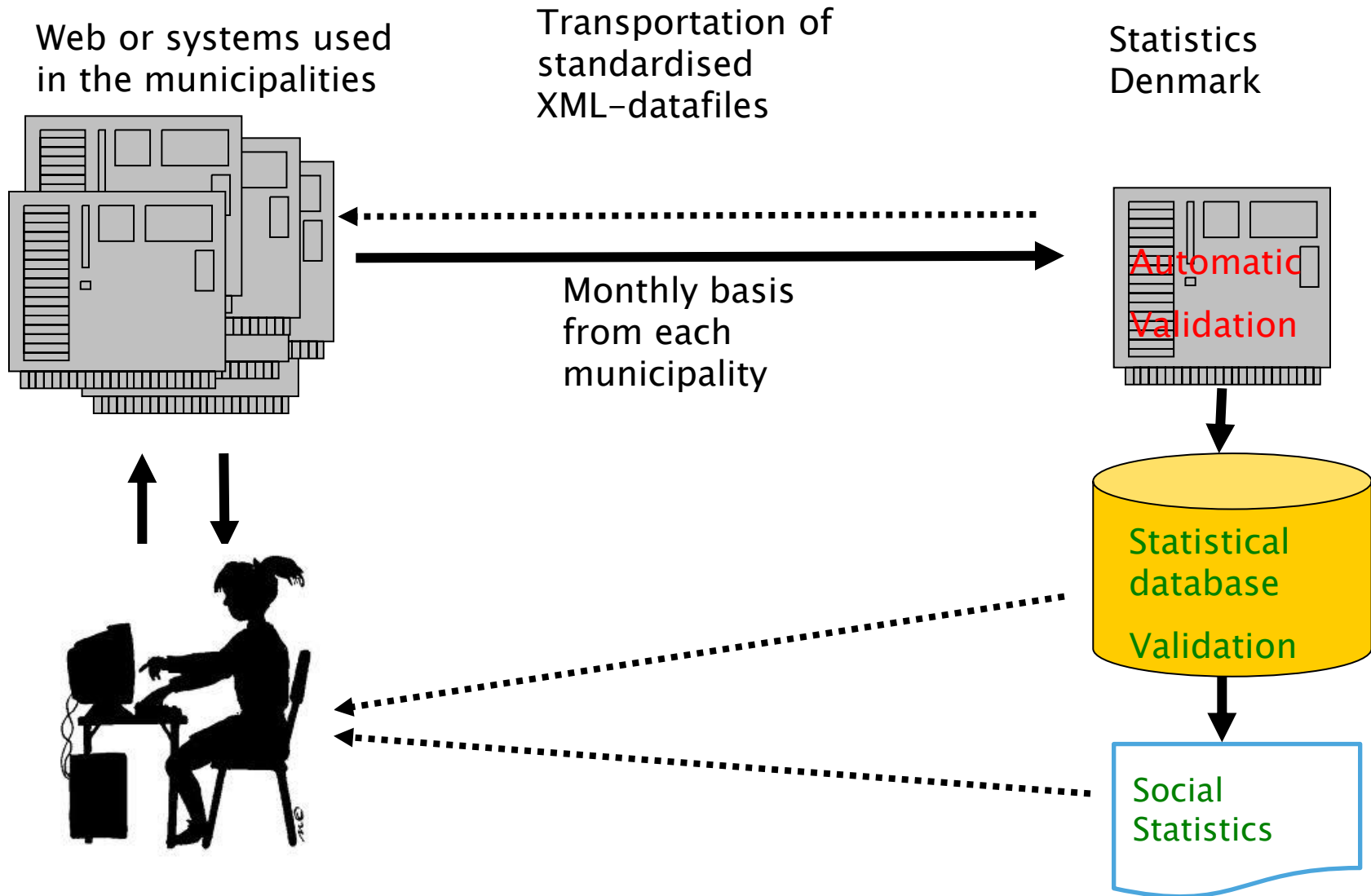


# Source register: 98 local registers (municipalities)



It is possible to be linked with a multitude of social data from other registers ("Moduldata")

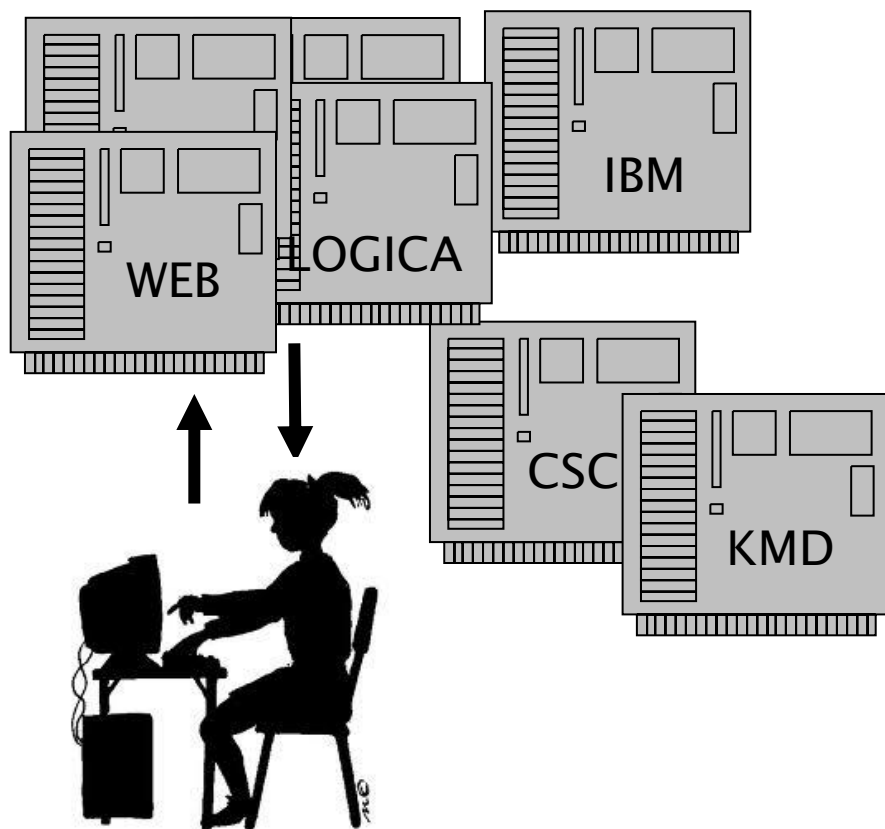
# Statistics Denmark collects the data



# Six different system suppliers + Web

## *Disadvantaged children and young people*

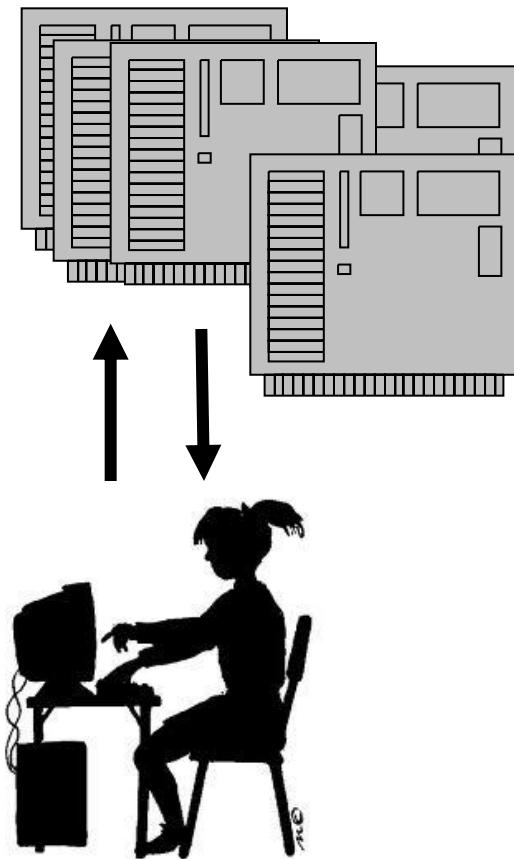
Web or systems used in the municipalities



Differences in  
the suppliers  
software  
system

# Validation - data entering in the system

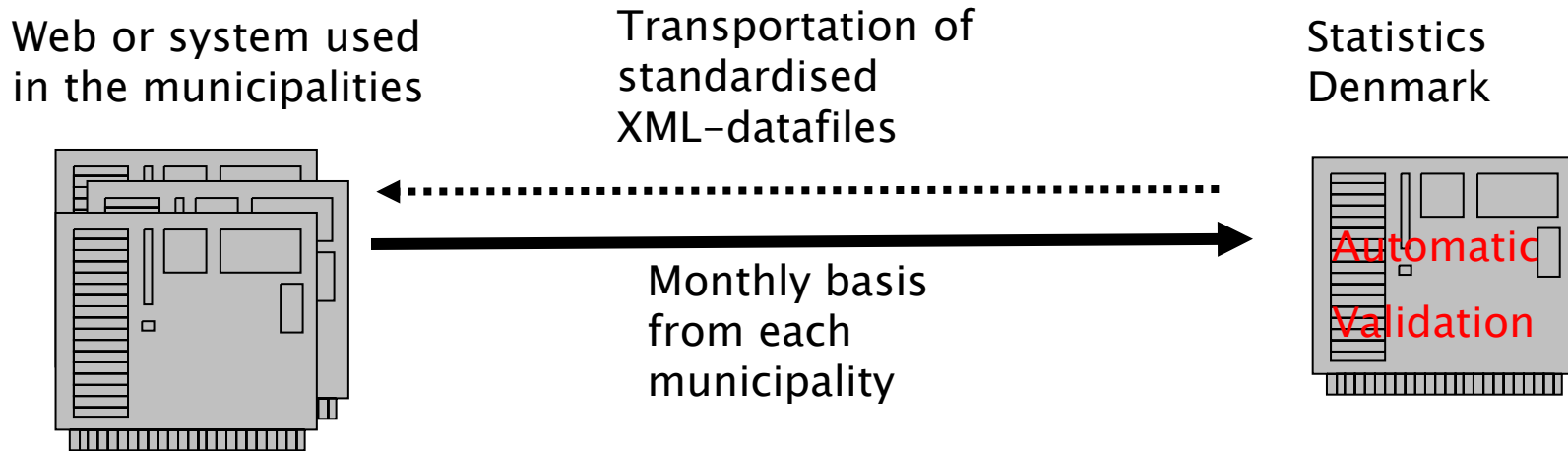
Web-system or  
system used in the  
municipalities



## Validation

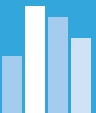
- Missing values
- Personal Identification Number
- Valid values

# Error Detection – every month



E-mail automatically to the municipalities  
Technical errors  
Metadata  
....

Also an e-mail with acceptance of the delivery

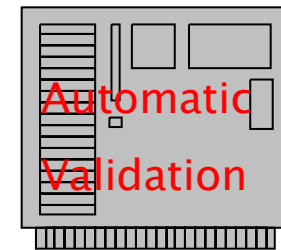
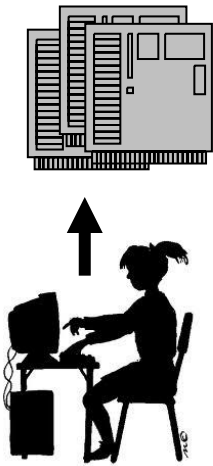


# ERRORS – input data

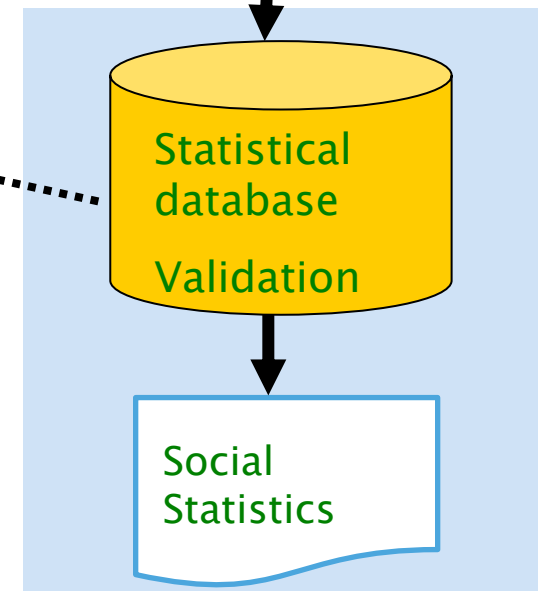
Web or system used  
in the municipalities

Transportation of  
standardised  
XML-datafiles

Statistics  
Denmark

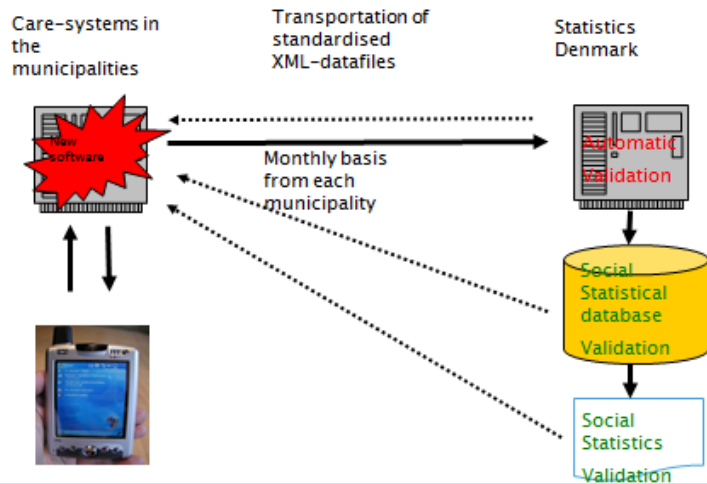


- History data and delivered data do not match
- Missing files from the Municipalities



# Experience : Elderly care

## Statistics Denmark collects the data



STATISTICS  
DENMARK



# Error Detection

- Every night – input data:
  - Email automatically to the municipalities
    - Technical errors
    - Missing values and codes
    - Metadata
    - Personal Identification Number
    - Company Identification Number
    - Negative figures
    - ....

Also an email with acceptance of the delivery



# Error Detection – input data

- Every month: A report with graphics and tables
- Three times per year: missing data?
- Every Year starting in January:
  - Error detection for all data from all the municipalities
  - A letter including graphics and tables. Ask them to accept/validate the data.
    - Looking for decreases and increases in the data. Looking both 2 years back - but also 5 years.

# ERRORS – input data

## BIG

- Missing values for the private suppliers
- Differences in the suppliers software system
- People in the municipalities are not well-trained with IT
- The Municipalities cannot recognize their data

## MINOR

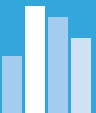
- Often missing values for all month
  - Use an average for the year
- Referral and delivered data do not match
- Dead people
- Not valid Personal Identification Number
- Not valid Company Identification Number
- Unbelievably big data
- ....

# Quality Assurance

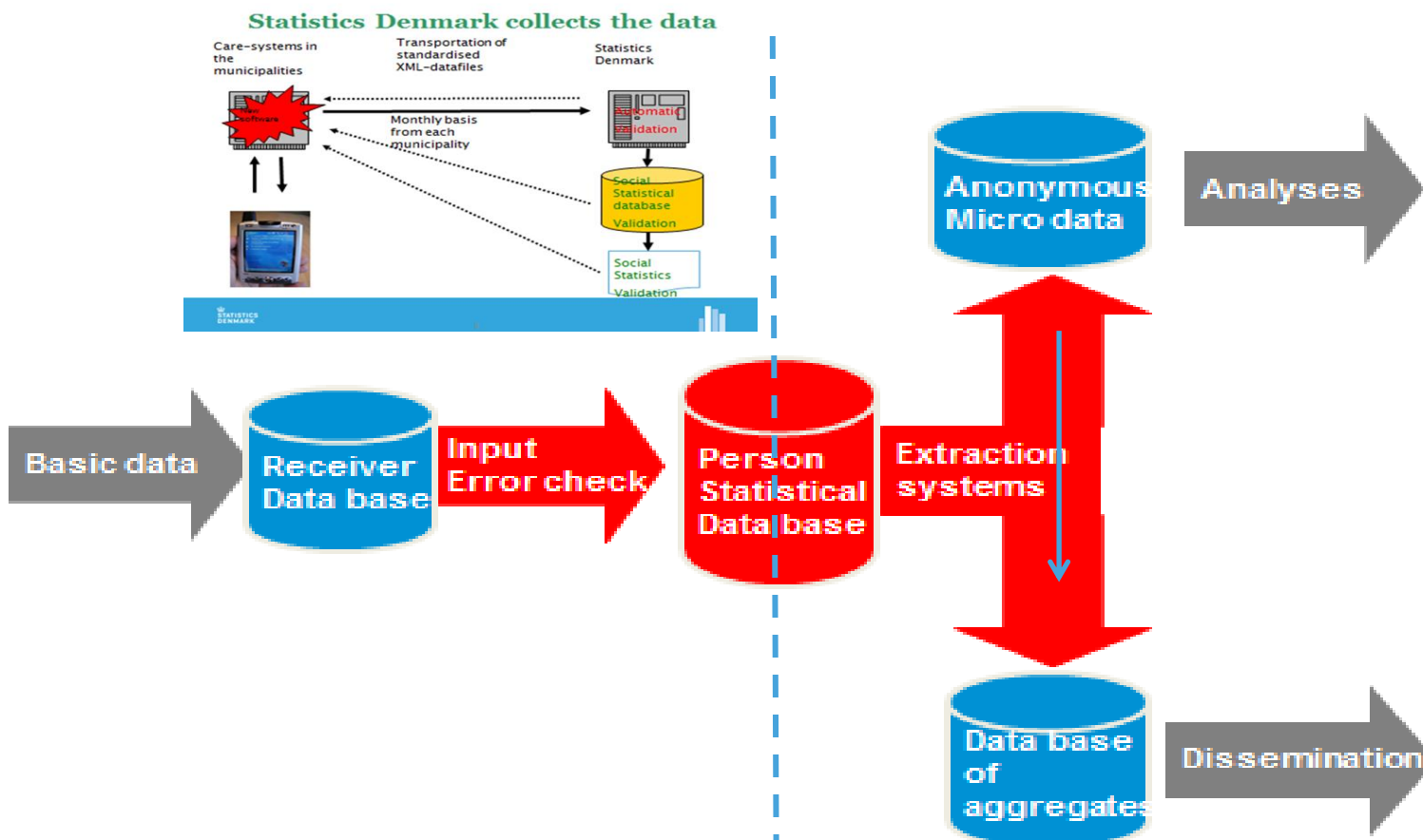
- After acceptance of the Municipalities different quality reports are made:
  - Last years statistics
  - Statistics in other municipalities
  - Male/female, age groups, private suppliers, time groups
- Using figures in percentage and total:
  - Average help
  - Number of hours
  - Number of people

# Lessons learned

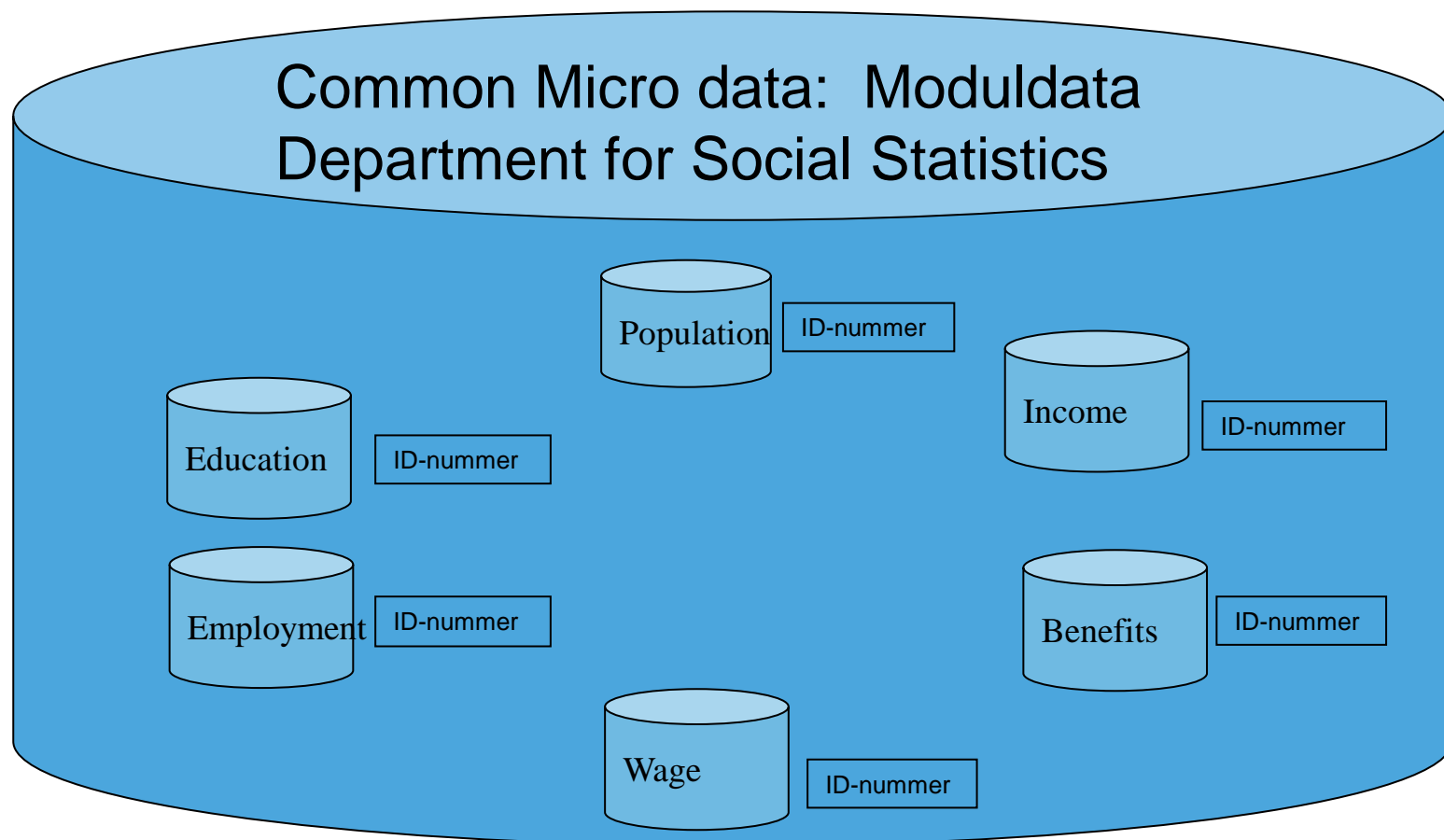
- The quality of data are varying between the municipalities
- Many problems with the suppliers of the it-systems
- Using much, much time on editing data
- When the municipalities change their it-system we often miss data or get data on excel
- ...



# The Production Model

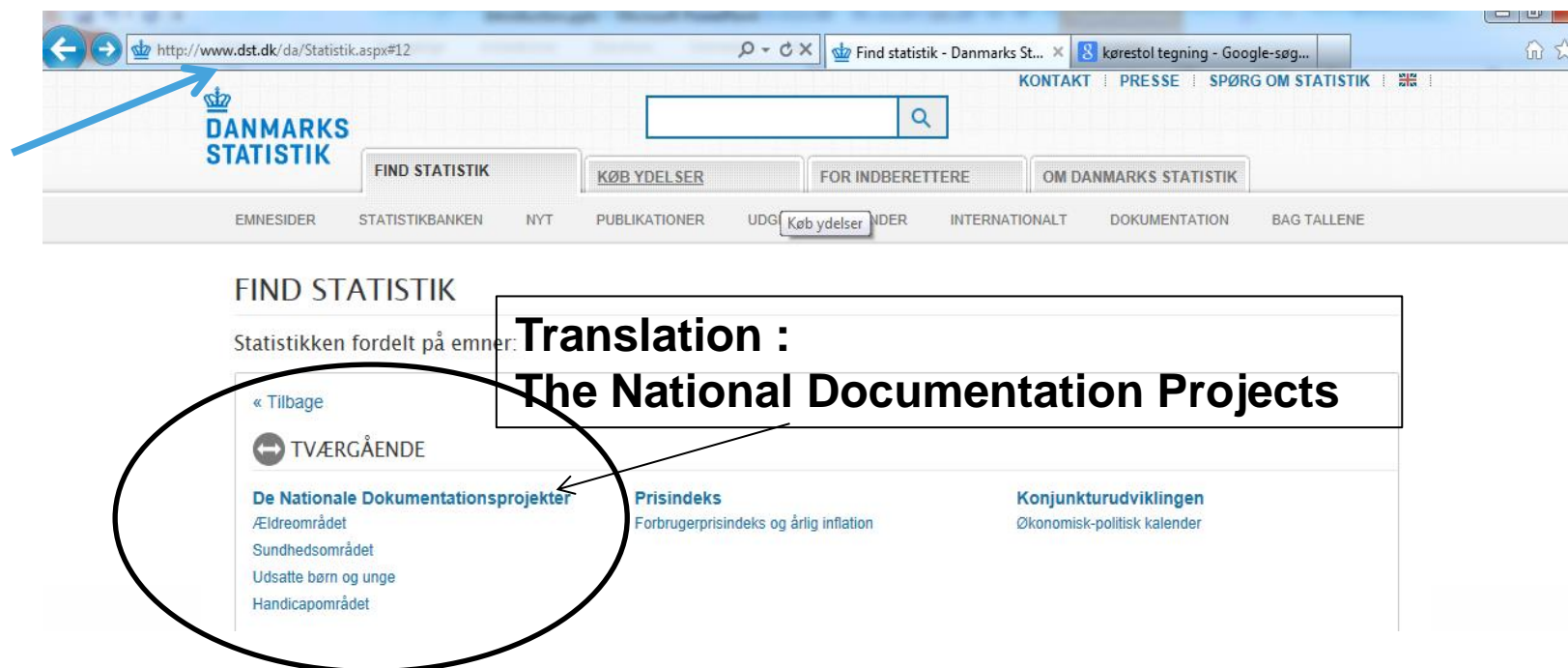


# Anonymous Micro data



# Home page (Aggregates)


- For the National Documentation Projects, it is decided to publish the indicators agreed upon on Statistics Denmark's home page.



The screenshot shows the Statistics Denmark website. The URL bar is highlighted with a blue arrow. The main navigation bar includes links like 'KONTAKT', 'PRESSE', and 'SPØRG OM STATISTIK'. Below this, there are buttons for 'FIND STATISTIK', 'KØB YDELSER', 'FOR INDBERETTERE', and 'OM DANMARKS STATISTIK'. The 'FIND STATISTIK' section is expanded, showing a list of topics. The 'De Nationale Dokumentationsprojekter' link is circled in black. A text box with an arrow points to this link, containing the text 'Translation : The National Documentation Projects'.

**Translation :**  
**The National Documentation Projects**

# Statbank (indicators only in Danish)

 [Statistikbanken](#) [Tværgående](#) [LOG PÅ](#) [HJÆLP](#)

BU29: Ulovligt fravær blandt børn og unge efter område, målgruppe og fraværs procent  
Enhed: Antal

**Vælg** [Udvælg via søgning](#) [Information](#)

**OMRÅDE (99)**

Flere valgmuligheder...

- Alle lande**
- København
- Frederiksberg
- Dragør
- Tårnby
- Albertslund
- Ballerup
- Brøndby
- Gentofte
- Glostrup
- Hellerup
- Hvidovre
- Høje-Taastrup
- Ishøj
- Lyngby-Taarbæk
- Rødovre
- Vallensbæk
- Ålersø

**MÅLGRUPPE (3)**

Flere valgmuligheder...

- I alt**
- Udsatte
- Ikke udsatte

**FRAVÆRS PROCENT (5)**

Flere valgmuligheder...

- I alt**
- Ingen fravær
- Under 1 pct.
- 1-2 pct.
- Over 2 pct.

**ÅR**

Flere valgmuligheder...

- 2011**
- 2010

Antal valgte tal til tabellen: 10 (Vælg max. 10000)

[Annuller](#) [Vis tabel](#)