

Introducing Statistics Denmark

Silja Emmel, sie@dst.dk
International Consulting



Agenda

1. Facts about Denmark
2. Mission and Vision
3. Key figures
4. Organisation
5. Data collection & the statistical information system
6. Dissemination of statistical information



Facts about Denmark



- Constitutional monarchy
- Area (20,770 km²) 43,000 km²
- Population (mill., 2014) 5.6
(7.9 mill. 2012)
- Life expectancy (2012-13)
 - Females 81.9 (83.6)
 - Males 78.0 (79.9)
- Total fertility rate (2012) 1.68 (3.05)
- Unemployment (2013) 4.5% (6.9%)

3



Statistics Denmark, Copenhagen



4

>> Mission and Vision

Mission:

- Statistics Denmark produces impartial statistics on society as the basis for democracy and the national economy

Vision with four elements:

- user-friendly & data supplier-friendly
- effective and innovative
- integrate all official statistics
- attractive workplace

5

>> Historical and Legal Background



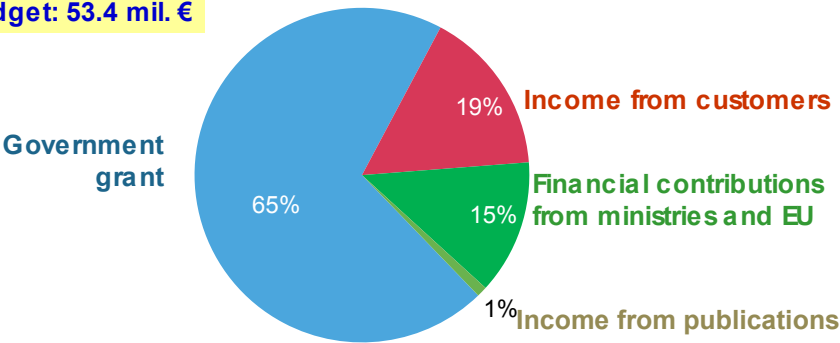
- 1769:** First population census in Denmark
- 1850:** Foundation of Statistics Denmark
- 1896:** First Statistical Yearbook
- 1966:** Act on Statistics Denmark
- 1970:** The last traditional population census
- 1973:** Denmark joins the EU
- 1981:** First register-based population and housing census
- 1996:** www.dst.dk
- 2001:** 'Statbank Denmark' free-of-charge
- 2001:** Online access to micro-data
- 2014:** Statistics Denmark on Twitter

6



Key figures for 2014

Budget: 53.4 mil. €



Staff : 550 employees (full-time equivalents)
- 151 of these are paid by own income



National Statistician



Jørgen Elmeskov

National Statistician
from October, 2013

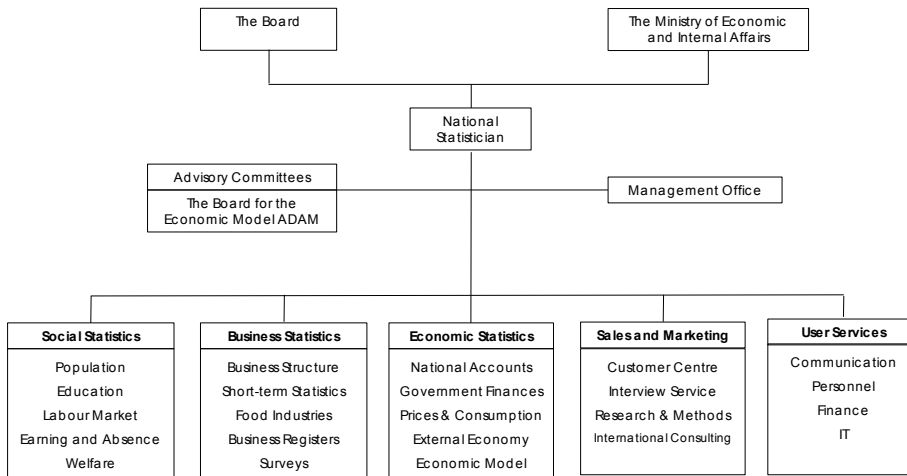
Former Director and
Deputy Chief Economist
at the OECD

Master in Economics
From the University of Copenhagen

Born 1956



Organisation



9



Management

- **The Board**
 - 7 members
 - National Statistician is chairman
 - 6 members with insight into social and economic conditions
 - Decide on annual work programme
 - Approve the budget
- **Advisory users committees** (9 at present)
- **National Statistician (Director General)**
 - Manager of Statistics Denmark
- **The Minister of Economic and Internal Affairs**
 - Annual budget and parliamentary responsibility



10



Advisory User committees

- Mission
 - discuss the users' need for statistics
 - evaluate the statistical program
 - evaluate quality, documentation and dissemination
- Members
 - ministries and the central bank
 - organisations
 - research institutes
- Frequency and agenda
 - twice a year
 - members are urged to contribute

11



Act on Statistics Denmark



Act on Statistics Denmark, 1 July 1966

- Latest amendment: December 2012
 - concerning digital communication

12



Sources

[illegible]


- Administrative registers
 - Intensive use
- Surveys and interviews
 - always needed

13



Why use administrative sources?

- It is cheap
 - when the administrative sources exist
- No response burden
- Total population coverage
 - without non-response
- Data quality may be outstanding



14

>> ...and why not...

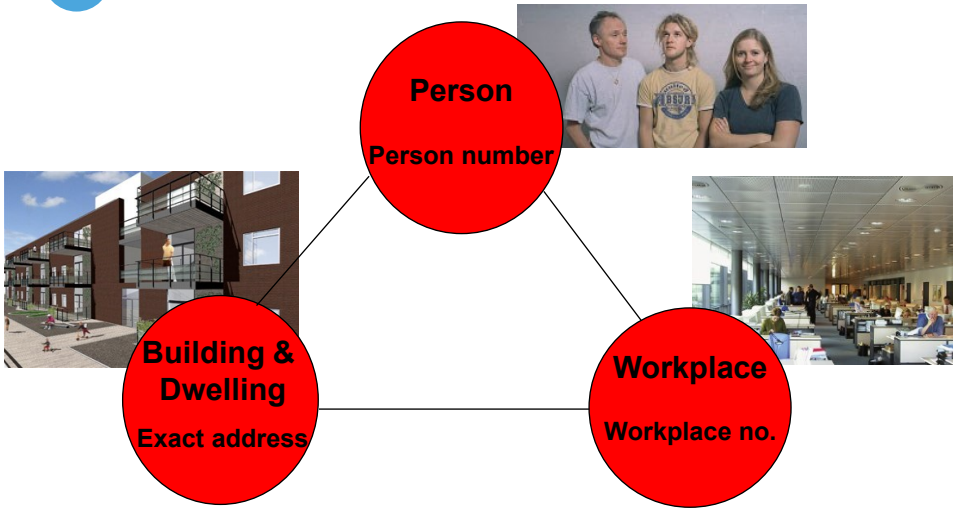
- With a survey you start with the questions and you must find the answers
- With registers you have the answers and must estimate the needed variables
- You are dependent on administrations
 - data breaks

Abstract of Statistics

| Country | Year | Population | GDP | Unemployment |
|----------------|------|------------|---------------|--------------|
| Germany | 2010 | 82,100,000 | 3,500,000,000 | 4.5% |
| France | 2010 | 65,000,000 | 2,500,000,000 | 5.5% |
| Italy | 2010 | 61,000,000 | 2,000,000,000 | 6.5% |
| Spain | 2010 | 45,000,000 | 1,500,000,000 | 11.5% |
| UK | 2010 | 61,000,000 | 2,000,000,000 | 5.5% |
| Sweden | 2010 | 9,500,000 | 400,000,000 | 4.5% |
| Norway | 2010 | 4,500,000 | 300,000,000 | 4.5% |
| Denmark | 2010 | 5,500,000 | 350,000,000 | 4.5% |
| Finland | 2010 | 5,300,000 | 250,000,000 | 10.5% |
| Poland | 2010 | 38,000,000 | 1,000,000,000 | 11.5% |
| Czech Republic | 2010 | 10,500,000 | 250,000,000 | 6.5% |
| Slovakia | 2010 | 5,400,000 | 100,000,000 | 13.5% |
| Hungary | 2010 | 10,300,000 | 150,000,000 | 10.5% |
| Slovenia | 2010 | 2,100,000 | 30,000,000 | 10.5% |
| Lithuania | 2010 | 3,300,000 | 30,000,000 | 18.5% |
| Latvia | 2010 | 2,900,000 | 20,000,000 | 20.5% |
| Estonia | 2010 | 1,300,000 | 15,000,000 | 15.5% |

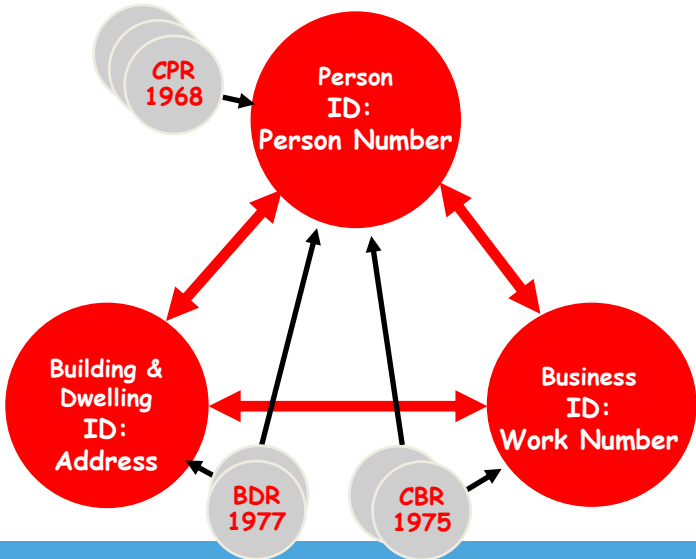


>> The register model

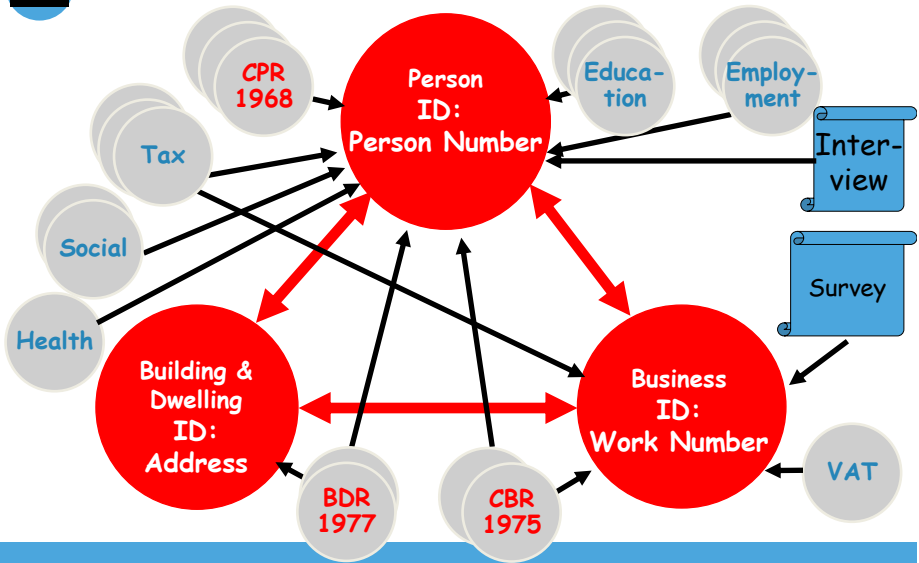


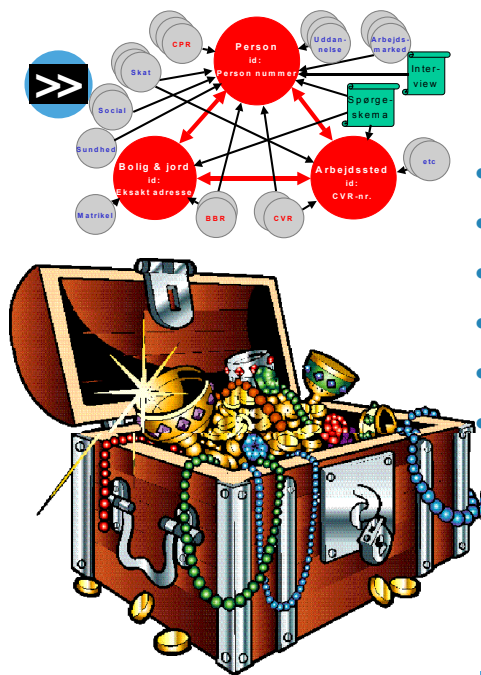


The Statistical Information System



The Statistical Information System





A treasure!

- High data quality
- Coverage
- Coherence
- Combining & linking
- Longitudinal studies
- World's first Census without questions

www.dst.dk/declarations

19

>> Access to Information by Law

- **Public** authorities must supply information
- **Private** businesses must supply information within the legal framework
 - Act on Statistics Denmark
 - EU legal acts
 - Non-compliance is sanctioned
- **Individuals** have no obligations

20

>> Interview section



- 10 permanent staff
- 60 trained interviewers
- No field staff
- CATI - Computer Assisted Telephone Interviewing
- CAWI - web
- Customers include private companies, researchers and public institutions

21


>> Online access to micro data

- Only for researchers and analysts from authorized research and analysis environments
- Special servers separated from the statistical production
- The de-identified micro data (individuals and businesses) remain at Statistics Denmark
- Outputs with statistical results are forwarded by e-mail
- Strict data security measures and severe sanctions if the rules are not complied with

22



International Consulting



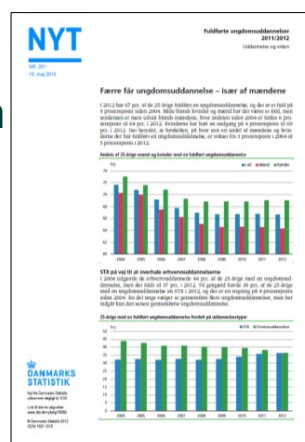
- Comprehensive experience in capacity building and knowledge transfer to other National Statistics Institutes
- Early days: projects in coming EU member states: Latvia, Lithuania, Romania and Bulgaria (now all members)
- Later new candidate and neighbourhood countries: Israel, Kosovo, Ukraine, Jordan, Bosnia-Herzegovina, Croatia, Egypt and Armenia
- Also countries farther away from Europe: Sudan, Mozambique, Tajikistan and Kazakhstan

23



Electronic publication

- Updating each day at 9.00 am
- Web site: www.dst.dk
- Daily Newsletter (e-mail)
- Statbank Denmark: www.statbank.dk



24



Most important channel: Online access to Statbank Denmark

The screenshot shows the Statbank Denmark web interface. At the top, there's a navigation bar with 'File', 'Editor', 'View', 'Export', 'Functions', and 'Help'. Below this is the 'STATISTICS DENMARK' logo and a search bar. The main content area is titled 'FOLK1: Population at the first day of the quarter by municipality, sex, age, marital status, ancestry, country of origin and citizenship'. It features a 'Select' tab with 'Advanced selection' and 'Information' sub-tabs. The 'Advanced selection' tab is active, showing several dropdown menus for selecting data: 'REGION (100)', 'SEX (2)', 'AGE (120)', 'MARITAL STATUS (7)', 'ANCESTRY (3)', 'COUNTRY OF ORIGIN (230)', and 'QUARTER'. Each dropdown menu has a 'More options...' link. The 'QUARTER' dropdown is currently open, showing a list of quarters from 2012:1 to 2012:4. At the bottom, there's a 'Number of selected data cells for the table: 1' and a 'Cancel' button.

- Billions of numbers
- More than 1,500 detailed tables
- In English and Danish
- Updated every day at 9.00 am
- Free-of-charge
- 2.2 million retrievals per year
- www.statbank.dk

25



StatBank Denmark - continued

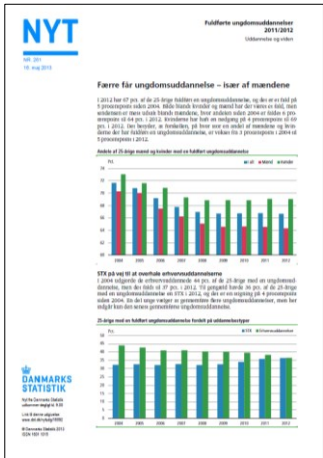
- Links to documentation
 - Declaration of Quality
- Links to publications
- Output formats: Excel, PC-AXIS, SAS etc.
- Maps and graphs
- Saved queries
- Create your own table

26




Printed publications

Daily newsletter ...



and Statistical Yearbook ...



More about Statistics Denmark



www.dst.dk

