



INSTITUTO NACIONAL DE ESTATÍSTICA
STATISTICS PORTUGAL

» Labour market situation of Portuguese emigrants across Europe

Célio Oliveira«

Department of Demographic and Social Statistics

■ ■ ■ ■ 5th May 2017



Summary



- Aim of the analysis
- Data and concepts
- How many and who are the Portuguese emigrants across Europe?
- Reasons for migrate
- Labour market status of emigrants
- Final remarks





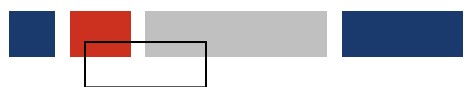
Aim of work



Emigration has since long characterized Portugal, particularly in the mid-twentieth century, and more recently the new wave of emigration followed the 2008 financial crisis.

This recent emigration event calls for an in-depth analysis encompassing:

- the characterization of the Portuguese emigrants;
- the reasons for leaving, and;
- their labour market situation in the hosting countries.



Data and concepts



Data

LFS 2014 ad-hoc module – Labour market situation of migrants and their immediate descendants.

Participant countries: UE-28 (except Denmark, Ireland, Germany and Netherlands), plus Norway and Switzerland.

Target population: residents aged 15 to 64.

Main variables used : country of birth (of the individual and their father and mother); the main reason for migration; over-qualification and language skills.





Data and concepts



Concepts

First-generation emigrants

People who were born in Portugal, but were resident in another European country at the time of the interview.

Second-generation emigrants

People who were born in a country other than Portugal, but whose father or mother or both were born in Portugal.

People with Portuguese emigrante background

First- and second-generation emigrants.

How many and who are?

» Portuguese emigrant population aged 15 to 64 under analysis

	Thousand	%
Total (a)	1,719.3	100.0
First-generation emigrants	907.1	52.8
Second-generation emigrants	812.2	47.2

Source: Eurostat, *Labour Force Survey* 2014 ad-hoc module "Labour market situation of migrants and their immediate descendants".

Notes:

(a) Portuguese emigrants who were residents in the European participant countries at the moment of interview, do not include the ones who were living but were not considered residents.

Data refer to participant countries in the module: EU-28 except Denmark, Ireland, Germany and Netherlands. It includes Norway and Switzerland.

Only 15 of the 26 participant countries had residents with Portuguese emigrant background in 2014.

France (62.6%), Switzerland (14.1%), Spain (9.3%), United Kingdom (7.6%) and Luxembourg (3.2%) account for 96.8% of the Portuguese emigrant background population in the sample.



How many and who are?



» Population aged 15 to 64, by sex, age and educational level

	Migratory background	First-generation emigrants	Second-generation emigrants	Portugal	Europe
	%				
Total (in thousands)	1,719.3	907.1	812.2	6,803.5	266,734.0
Sex					
Men	50.0	50.2	49.7	48.4	49.8
Women	50.0	49.8	50.3	51.6	50.2
Age group					
15 to 24	20.0	8.0 §	33.3	16.2	16.9
25 to 39	36.6	27.9	46.3	30.2	30.8
40 to 54	30.3	42.2	17.0	34.0	32.9
55 to 64	13.2	21.9	3.4 &	19.7	19.3
Educational attainment level (a)					
ISCED-2011 0 to 2 (low)	43.5	57.3	28.1	57.1	28.6
ISCED-2011 3 to 4 (medium)	35.6	29.4	42.5	23.6	44.3
ISCED-2011 5 to 8 (high)	19.1	11.7	27.4	19.3	26.2

Source: Eurostat, Labour Force Survey 2014 ad-hoc module "Labour market situation of migrants and their immediate descendants".

Notes:

(a) The sum may not be 100% due unknown answers.

§ Value with low reliability, based on estimate lower than 100,000 people.

& Value with low reliability, based on estimate lower than 50,000 people.

Data refer to participant countries in the module: EU-28 except Denmark, Ireland, Germany and Netherlands. It includes Norway and Switzerland.





Reasons for migrate



Main reason for leaving Portugal first-generation only

- 53.6% pointed family reasons;
- 39.2% pointed employment reasons.

The results by gender and age are in line with the classic theory of migration, where men emigrate first followed by their family.

- 47.9% of men emigrate for employment reasons; 30.5% for women;
- 44.7% of men emigrate for family reasons; 62.6% for women.
- 80.7% of youth emigrants (aged 15 to 24) emigrate for family reasons, compared with 53,6% in the age group 40 to 64.



Labour market status

» Employment rate (25 to 54), by sex and educational level

	Migratory background	First-generation emigrants	Second-generation emigrants	Portugal	Europe
	%				
Total	84.6	82.0	87.7	77.6	76.4
Sex					
Men	88.1	86.4	90.4	81.0	82.3
Women	81.0	77.5	85.1	74.4	70.5
Educational attainment level (a)					
ISCED-2011 0 to 2 (low)	80.0	80.1	79.8 §	71.9	59.8
ISCED-2011 3 to 4 (medium)	86.4	89.7	83.0	80.9	77.6
ISCED-2011 5 to 8 (high)	90.1	77.1 §	96.6	86.2	86.0

Source: Eurostat, Labour Force Survey 2014 ad-hoc module "Labour market situation of migrants and their immediate

Notes:

§ Value with low reliability, based on estimate lower than 100,000 people.

Data refer to participant countries in the module: EU-28 except Germany, Ireland, Denmark and Netherlands. It includes Norway and Switzerland.



Labour market status

» Employed population aged 25 to 54, by sex and age group

	Migratory background	First-generation emigrants	Second-generation emigrants	Portugal	Europe
	%				
Total (in thousand)	972.2	521.3	450.9	3,385.3	129,621.7
Sex					
Men	52.3	54.0	50.4	50.4	53.7
Women	47.7	46.0	49.6	49.6	46.3
Age group					
25 to 39	55.0	39.1	73.4	47.6	47.5
40 to 54	45.0	60.9	26.6	52.4	52.5

Source: Source: Eurostat, Labour Force Survey 2014 ad-hoc module "Labour market situation of migrants and their immediate descendants".

Notes:

Data refer to participant countries in the module: EU-28 except Germany, Ireland, Denmark and Netherlands. It includes Norway and Switzerland.



Labour market status

» Employed population aged 25 to 54, by educational level and occupation

	Migratory background	First-generation emigrants	Second-generation emigrants	Portugal	Europe
	%				
Total (in thousand)	972.2	521.3	450.9	3,385.3	129,621.7
Educational attainment level (a)					
ISCED-2011 0 to 2 (low)	36.8	51.0	20.4 §	46.9	17.8
ISCED-2011 3 to 4 (medium)	35.2	34.1	36.3	26.3	45.4
ISCED-2011 5 to 8 (high)	26.7	14.1 §	41.2	26.9	36.2
Occupation (b)					
ISCO-08 1 to 3	32.9	23.4	44.04	37.9	41.4
ISCO-08 4 to 5	27.1	24.3	30.4	25.6	25.6
ISCO-08 6 to 7	17.2	20.4	13.4 §	16.4	15.5
ISCO-08 8 to 9	22.6	31.9	11.8 §	19.7	16.8

Source: Source: Eurostat, Labour Force Survey 2014 ad-hoc module "Labour market situation of migrants and their immediate descendants".

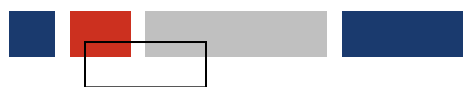
Notes:

(a) The sum may not be 100% due unknown answers.

(b) Armed forces not included.

§ Value with low reliability, based on estimate lower than 100,000 people.

Data refer to participant countries in the module: EU-28 except Germany, Ireland, Denmark and Netherlands. It includes Norway and Switzerland.



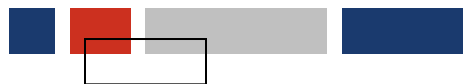
Final remarks



Portuguese with migratory background are faring well in the hosting countries, specially the second-generation of emigrants:

- Higher employment rate;
- Educational profile of second-generation is similar to European average, and revealing an improvement compared to the lower education profile of first-generation.





Final remarks



A better understanding about Portuguese emigrants across Europe was only possible using the LFS ad-hoc module on labour market situation of migrants and their immediate descendants.

- Relevant and unexplored data (tool) harmonized at European level;
- Together, the LFS and ah-hoc module allowed for a comprehensive overview of migratory flow from Portugal to other European countries.

This work is part of an work in progress report on Portuguese emigration, we are open to comments and suggestions.