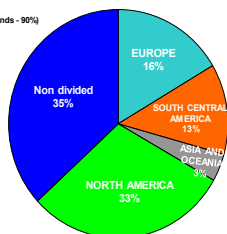




Direct Investments in Israel (IN), by Continents (2012)  
(Positions)

Europe (Netherlands - 32%)  
South Central America (Cayman Islands - 90%)  
Asia And Oceania (Singapore - 92%)



השוכה המרכזית לסטטיסטיקה  
Central Bureau of Statistics  
مركز الإحصاء المركزية

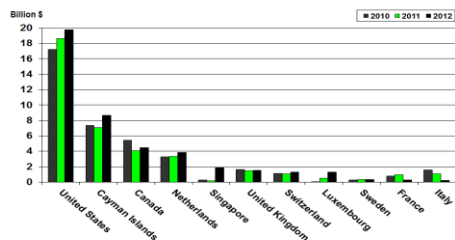
## Foreign Direct Investments (FDI) of Israel

The Twinning Project,  
Yosef Grisi CBS  
27.10.2014

It's All in the Numbers

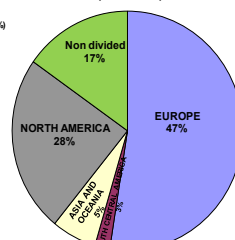


Direct Investments in Israel (IN), by Major countries  
(Positions)

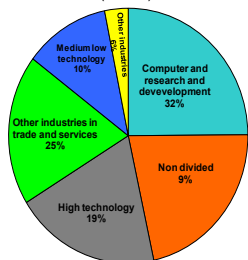


Direct Investment abroad (OUT), by Continents (2012)  
(Positions)

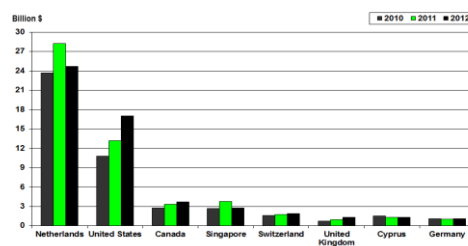
Europe (Netherlands - 70%)  
Asia And Oceania (Singapore - 78%)



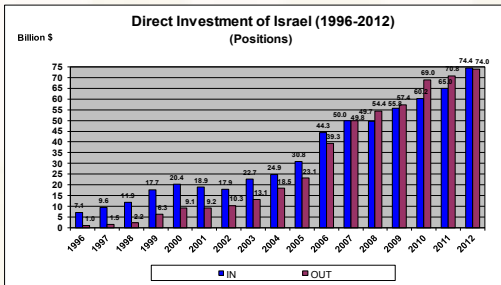
Direct Investments in Israel (IN), by Technological intensity (2012)  
(Positions)



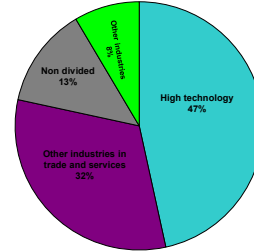
Direct Investment abroad (OUT), by Major countries  
(Positions)



## Development of direct investment in Israel



**Direct Investments abroad (OUT), by Technological intensity (2012)**  
(Positions)



Thank you



**Positions of FDI as a percentage of GDP (1996-2012)**

