


הלשכה המרכזית לסטטיסטיקה
Central Bureau of Statistics
دائرة الإحصاء المركزية

Environmental Protection Expenditure Accounts in Israel

Agriculture, Environment and Energy Sector
Yaniv Sharabi
SV to Statistics Finland
25-278-14-

Environmental Protection Expenditure Account (EPEA)

A statistical framework that describes environmental activities in monetary terms and organizes these statistics into a full set of accounts (Wikipedia)

Provides a conceptual framework closely linked to the national accounts that describes environmental protection expenditure (Eurostat)

EPEA in ICBS

- Public services
- Manufacturing and electricity industries
- Construction
- Agriculture

In process:

- Water supply, sewerage, waste management
- Household
- Transportation and storage, Trade and Services etc.

Environmental Protection Expenditure Statistics

- EPEA - Environmental Protection Expenditure Accounts for Statistical Abstract of Israel.
- The OECD environmental protection expenditure and revenues report
- Environmental protection function of COFOG (Classification of the Functions of Government) for GFS (Government Finance Statistics) and SNA
- UN Food and Agriculture (FAO) reports.

Public Sector Environmental Protection Expenditure

Public Sector data are compiled for each unit of:

1. General Government:

- Central government:
 - Budgetary government
 - Extra-budgetary government:
 - Public NPI's
 - National Institutions
- Local government:
 - Local authorities
 - Municipal Unions.

2. Public Corporations

Variables

- Current expenditure (compensation of employees, current purchases and consumption of fixed capital)
- Fixed capital formation (construction expenses and purchase of machinery and environmental protection equipment)
- Revenues from the sales of environmental services
- Subsidies, transfers (current and capital) financing environmental protection activities

Classification of Environmental Protection Activities (CEPA)

1. **Protection of ambient air and climate**
2. Wastewater management
3. **Waste management**
4. Protection and remediation of soil, groundwater and surface water
5. Noise and vibration abatement
6. Protection of biodiversity and landscape
7. Protection against radiation
8. Research and development
9. Other environmental protection activities

Data Sources

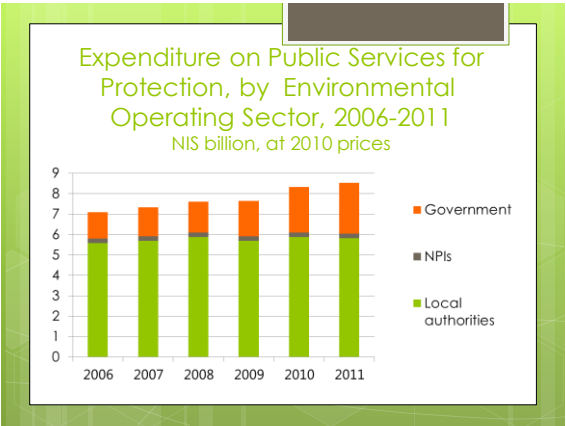
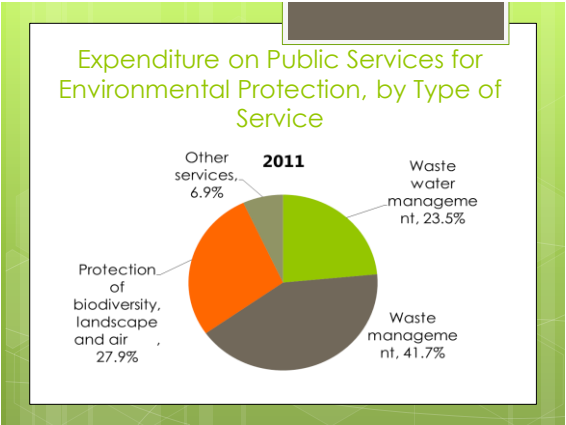
- Central Government - Accountant General's reports and Budget provisions. Annual reports of statutory environmental authorities.
- Annual financial reports for Local Authorities and Municipal Unions, NPI's and public corporations providing environmental protection services

Waste management

- Provided mostly by Local government: Local authorities and Municipal unions.
- Treatment and disposal of hazardous waste are carried out by government corporations.

Statistical Abstract Tables

- Expenditure on public services for environmental protection, by operating sector, type of service and type of expenditure
- Expenditure on public services for environmental protection, by operating sector and type of expenditure
- Expenditure on environmental protection in manufacturing and electricity, by environmental domain and type of expenditure



Public services

- Administrative Data
- Yearly

2010

TYPE OF SERVICE	NIS MILLION	Euro MILLION	% from Total
Protection of ambient air and climate	11	2	0.13
Waste management	3399	686	41
Grand Total	8326	1681	100

Manufacturing and electricity industries

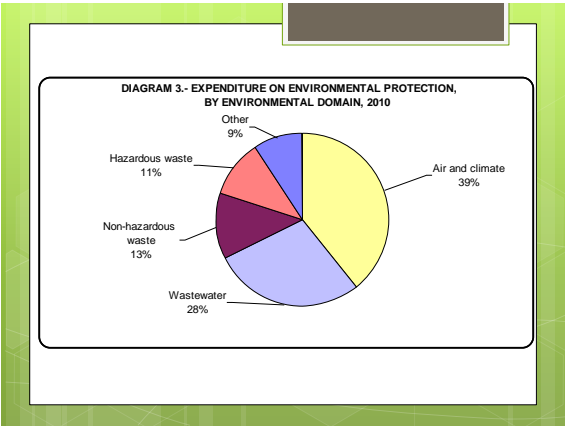
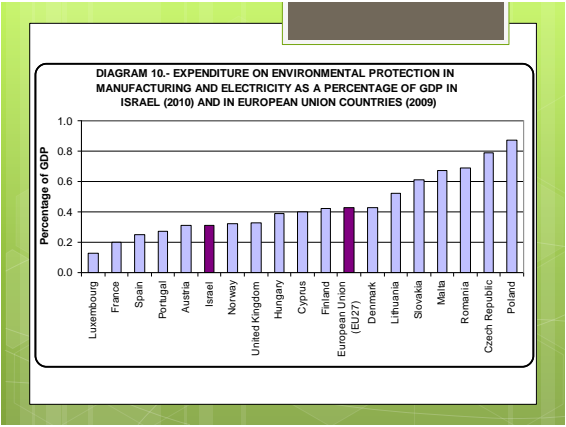
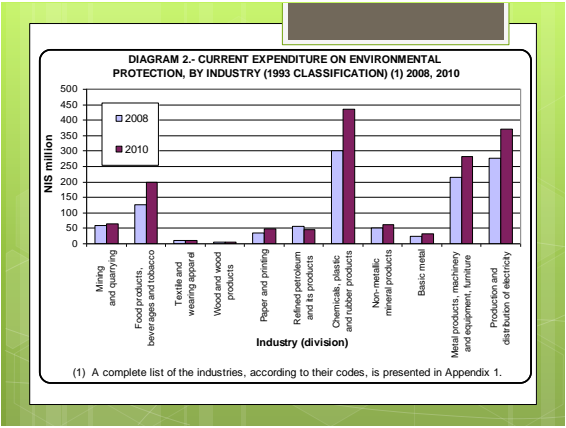
- Data from dedicated Survey (face to face)
- 460 businesses
- Every two years

2010

TYPE OF SERVICE	NIS MILLION	Euro MILLION	% from Total
Protection of ambient air and climate	1001	202	39
Waste management	601	121	24
Grand Total	2556	516	100

Publications

- EXPENDITURE ON ENVIRONMENTAL PROTECTION IN THE MANUFACTURING AND ELECTRICITY INDUSTRIES 2008
- EXPENDITURE ON ENVIRONMENTAL PROTECTION IN THE MANUFACTURING AND ELECTRICITY INDUSTRIES 2010



Construction (Mainly waste)

- road construction
- Construction of Commercial Buildings
- Green Building (Standards Institution of Israel)

Construction	road construction (2010) NIS million	Commercial Buildings (2011) NIS million	Green Building (2011) NIS million
Total	398	172	6

- Construction of Residential Buildings

Agriculture (Mainly waste)

- Administrative Data
- Calculations of the Ministry of Agriculture and Rural Development and the MoEP

Waste 2013	Amount Ton thousand	Not treatment amount	Expenditure NIS million	Revenue NIS million	Subsidies NIS million
Total	6,109	3,638 (60%)	86.8	43.2	7.6

- Agricultural surveys (in the future)

Water supply, sewerage, waste management

- Administrative Data
- Data from Water Authority
- Water surveys (in the water account)

Households
(Mainly waste and wastewater)

- Municipal taxes
- Water bills
- Household Expenditure Survey

Thank
you!

