


Danmarks Statistik 1966–1991

91

The central
statistical office

DANMARKS
STATISTIK



Danmarks Statistik 1966–1991
The central statistical office

Published and printed by Danmarks Statistik
February 1992

ISBN 87-501-0834-4
Circulation: 400

Danmarks Statistik
Sejrøgade 11
DK-2100 København Ø

Phone: + 45 39 17 39 17
Fax: + 45 31 18 48 01.

21 MAJ 1992

**DANMARKS STATISTIK
BIBLIOTEKET**

Preface

A work programme for the year to come is prepared by Danmarks Statistik annually. Prior to publishing the work programme, it is approved by Danmarks Statistik's Board, which, within a fixed budget, determines Danmarks Statistik's various statistical projects.

The publication is traditionally divided into three chapters. Chapter one discusses a subject of current interest, while chapter two describes in greater detail the scheduled changes in the statistics production. Chapter three deals with the dissemination of statistics and Danmarks Statistik's service activities. The text section is supplemented with a range of key figures, which appear in the appendix »Danmarks Statistik in figures«.

On the occasion of the 25th anniversary of the Act on Danmarks Statistik, the 1992 Work Programme begins with a summary of the development in the official statistics production in Denmark during the past 25 years. In order to put the development into an international perspective, the summary also contains a comparison with the development in the other Nordic countries.

As some outlines of the development in the Danish statistics during the past 25 years - particularly the Danish experience with register-based statistics - are assumed to be of interest to foreign statisticians, the present pamphlet was prepared on the initiative of Danmarks Statistik's management. In addition to the chapter on the development in the statistics production in Denmark since 1966, the publication contains a translation of the »Act on Danmarks Statistik« and the appendix »Danmarks Statistik in figures«.

Hans E. Zeuthen

National Statistician

Danmarks Statistik 1966–1991

Act on Danmarks Statistik

On 1 July 1966 the Statistical Department changed its name to Danmarks Statistik (the national statistical office) following the Act on Danmarks Statistik, which was passed by the Danish Parliament on 8 June 1966. Danmarks Statistik's activities are still governed by the 1966-Act. According to the Act Danmarks Statistik shall, as the central authority of Danish statistics, collect, process and publish statistical information on social and economic conditions.

Improved conditions

The main object of the Act was to strengthen the basis of the production of official statistics and thereby ensure adequate production to meet requirements for statistical information. The Act gave Danmarks Statistik an extensive authority to collect primary statistical data. The Act also made allowance for technological and administrative developments, as Danmarks Statistik was authorized to utilize the public authorities' administrative registers for statistical purposes. Finally, the Act was accompanied by an increase in the institution's financial allocations for the last years of the decade.

The years up to 1970

In the first years up to 1970 the output of statistics was considerably increased in a number of fields. Danmarks Statistik's responsibility for coordinating the production of statistics in a centralized system was instrumental in initiating a close collaboration with other producers of official statistics. The collaboration was to contribute to establishing standardized methods and concepts and to avoiding duplicate work. Considerable statistical needs, which had hitherto not been met, were clarified by consulting users of statistics, and advisory committees charged with the task of coordinating the production and considering requests for statistical information were set up.

1970s

The first years of the 1970s were marked by an increasing use of data from central registers as basis for the production of statistics. In 1970 the first full-scale population survey was conducted on the basis of data obtained from the Central Population Register, and the last questionnaire-based population survey was conducted in November 1970.

21 MAJ 1992

**DANMARKS STATISTIK
BIBLIOTEKET**

The utilization of register-based data was coupled with an extensive use of electronic data-processing equipment, and in 1971 Danmarks Statistik acquired its own major computer system.

EEC membership and the statistics

Another important factor for the production of statistics was Denmark's accession to the European Communities in 1973. Adjustment of the Danish statistics to suit Community requirements involved considerable costs.

Increasing requirements

To this was added that during these years there was an increase in the requirements for statistics as a result of several public reforms. After the reform of the administrative division of Denmark in 1970, the new and larger municipalities became important users of Danmarks Statistik's information, and statistical demands were also made by the central government.

Development work

In order to meet the increased needs for statistical information, Danmarks Statistik was in the latter half of the 1970s engaged in various development activities. Together with the decision to cease the traditional large-scale censuses in the fields of population, housing and industry, the utilization of register-based data made its breakthrough.

The Registers Act

The increased utilization of registers led to the passing of the Public Authorities' Registers Act of 1978. Prior to passing the Act, there was a critical debate in the media about the use of register-based data for statistical purposes, and as the Act provided for the legal protection of the citizens, Danmarks Statistik was forced to lay down comprehensive security provisions in connection with storing and utilizing statistical data on individual persons. However, the Act did not, to any great extent, restrict Danmarks Statistik's possibilities of making use of administrative data and the register technique for statistical purposes, and the Act also contributed to lowering the general public's concern about the utilization of registers.

1980s

At the beginning of the 1980s Danmarks Statistik could therefore intensify efforts to base the production of statistics on re-using administrative data, which had already been collected. This also resulted in a reduction in the form-filling burden on business enterprises and the general public. A main goal was reached when Danmarks Statistik in 1981, as the first country, conducted a full-scale register-based population and housing census.

Extension and improvement of dissemination

Concurrently with the continued developments of the register-based statistics, extensions and improvements of Danmarks Statistik's dissemination of the statistical results took place during the 1980s, cf. paragraph 1.2.

Internal development projects

At the end of the 1980s Danmarks Statistik was engaged in a range of internal development projects. They comprised, for example, Danmarks Statistik's structure of organization and management, planning activities, further training of the employees, EDP policy and marketing.

1.1. Trends in the Production of Statistics

New statistics

The utilization of register-based primary data resulted in the development of new statistics and in an improvement of existing statistics. The main features of the development within the statistics of persons, business statistics and the general economic statistics are discussed below.

1.1.1. Statistics of Persons

Statistics of persons

In the field of statistics of persons the coverage is now higher than in 1966, although Danish population statistics already at that time were widely developed. As mentioned, the traditional population and housing censuses are no longer conducted, but corresponding information is now available every year by means of the register-based statistics.

Labour market statistics

Today the coverage of labour market statistics is also higher than 25 years ago. This development has taken place on the basis of new national requirements as a result of the legislation governing this field and Community requirements.

Education and training statistics

Education and training statistics constituted a completely new field for Danmarks Statistik, which were previously compiled by the Ministry of Education, and which were extended in line with the increased statistical requirements resulting from the enlargement of the educational sector.

Social statistics

Social statistics were also extended and improved in conjunction with the social reforms of the 1970s. The same applied to the statistics of crime and road traffic accidents.

Industrial and agricultural statistics

1.1.2. Business Statistics

As early as 1966 the agricultural and industrial statistics and the statistics of external trade and transport had a high degree of coverage. After 1966 extensions as well as reductions have been made on account of Community requirements and for economic reasons.

General business statistics

At the same time, the general register-based business statistics offer better opportunities of analysing the situation in the remaining sectors of Danish trade and industry. However, this process has not been terminated as considerable development work is in progress.

New national accounts

1.1.3. The General Economic Statistics

Since 1966 new national accounts have been established in the field of general economic statistics. They describe the overall Danish economy and include more detailed information than previously. In 1988 the possibilities of evaluating the general trends in the Danish economy were improved with the compilation of quarterly national accounts.

Economic models

Moreover, work on economic models has been established and extended several times, at the latest in 1989–90.

The public sector

There has been a substantial increase in the public sector's activities in the period described, and this has led to a substantial increase in the statistical requirements in this particular field. While the statistics for the public sector in the mid-1960s were comparatively sporadic and incoherent, they consist today of partly a cohesive system with detailed information based on the national accounts concepts, partly of a range of special compilations.

Advantages of register-based statistics

1.2. A Higher Degree of Coverage

In the fields, where the register-based statistics have replaced questionnaire-based statistics, full-scale censuses are now conducted instead of sample surveys. Another advantage is that the register-based surveys can be conducted at shorter intervals than the questionnaire-based surveys.

The register-based statistics have also enhanced the possibilities of combining the various primary data with a high level of detail.

New ways of disseminating information

The introduction of new technology makes it possible to disseminate statistical information in various ways. The more traditional way of disseminating the results through publications, which still constitutes the basic way of dissemination, has increasingly been supplemented with data banks and individual service projects.

Data banks

Statistical users can obtain direct on-line access to Danmarks Statistik's data banks, which store statistics with a high level of detail. The first data bank storing short-term statistics in general was set up in 1984, and today there are 4 data banks.

Individual service activities

Dissemination of information via individual service projects has grown from a very modest level in 1966 to a considerable extent in 1991, which can be reflected in the increase of receipts from these service activities, which today account for a large proportion of Danmarks Statistik's total budget.

External courses

Finally, Danmarks Statistik also started two new activities in the 1980s: transmission of data for the Law Model operated by the Ministry of Economic Affairs and external courses.

Developments in the financial allocations**1.3. Danmarks Statistik's Financial Resources**

It appears from figure 1 on page 8 that the net financial allocations increased from approx. DKK 110 mill. in the accounting year 1966/67 to approx. DKK 166 mill. in 1970/71, at 1991-prices. The increase enabled the institution to implement the main object of the new Act, i.e. to ensure adequate production of statistics to meet the statistical requirements of the Danish society.

After another increase to nearly DKK 180 mill. (1991-prices) in the accounting year 1971/72, the financial allocations remained at this level until 1983, a period in which total Danish public expenditure increased by 60 per cent at constant prices.

Increasing productivity

The years from 1970 to 1983 were, as mentioned, marked by a large increase in the statistical output, which took place in a period with stagnant financial allocations.

Fall in the financial allocations

From 1983 there was a fall in the financial allocations. From 1983 to 1991 Danmarks Statistik's net financial allocations fell from DKK 170 mill. (1991-prices) to DKK 129 mill. This constituted a total fall of 24 per cent, or about 3 per cent annually.

... but no fall in the statistical output

During the same years, the output of statistics was extended in some fields and reduced in others. Generally, it must, however, be ascertained that there has been a small tendency towards an increase in the output. However, the increase in productivity was in this period lower than in the previous period.

One of the reasons why the increase in productivity diminished after 1983 was that the rationalizations in connection with the register technique had been fully utilized around 1980. The major economies involved in the replacement of the comprehensive questionnaire-based surveys were achieved in the 1970s. In the 1980s the new technique could only be transferred to minor fields, and therefore the effect of the rationalizations was of little importance.

Figure 2 shows the development in the number of employees.

Nordic comparison

Table 1 on page 10 shows a compilation of expenditure on the central production of statistics in the Nordic countries collected by Danmarks Statistik through the Nordic Statistical Secretariat. In all four countries the production of statistics is relatively centralized - with Finland as the least centralized producer - and therefore justifies a comparison.

The compilation shows the net expenditure, i.e. total expenditure excluding income from service activities, income from the sales of publications, etc. The table shows that the net expenditure per capita for the production of statistics is in Denmark today considerable lower than in Norway and Sweden and somewhat lower than in Finland. Moreover, it can also be seen that the net expenditure on the production of statistics per capita has been falling in Denmark over the past 20 years, where expenditure stagnated in Sweden and was more than doubled in Norway and Finland.

Figure 1. Total expenditure, own receipts and financial allocations in 1991-prices, 1966/67–1992

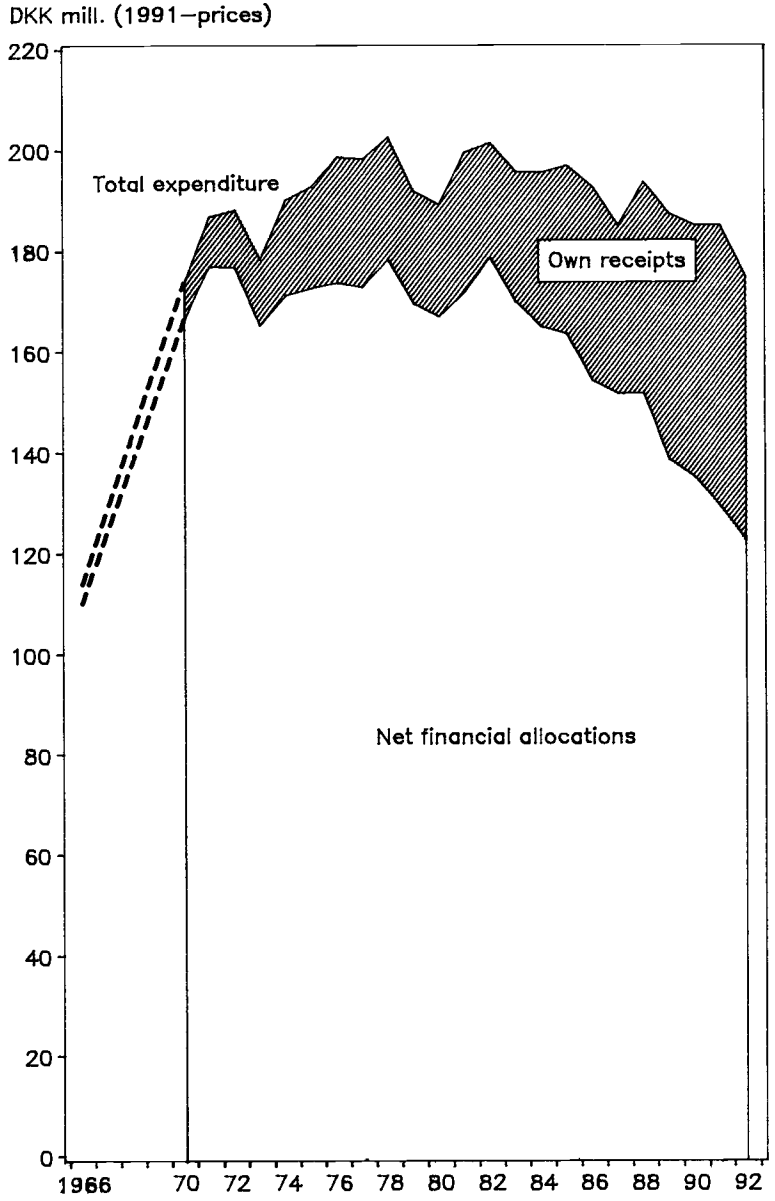


Figure 2.

Total staff numbers and full-time employed 1970–1992



The figures include employees engaged in
Danmarks Statistik's service activities

Table 1. Net expenditure on the production of statistics per capita (Denmark 1990 = 100)

	Denmark	Sweden	Norway	Finland
1970.....	125	210	106	69
1990.....	100	208	231	157

A corresponding picture is seen in table 2, which shows that net expenditure on the production of statistics in the different countries as percentage of the GDP. The information here is also collected via the Nordic Statistical Secretariat.

Table 2. Net expenditure on the production of statistics as percentage of the GDP

	Denmark	Sweden	Norway	Finland
1970.....	0.027	0.040	0.030	0.021
1990.....	0.016	0.032	0.038	0.023

As a share of GDP

It can be seen that measured as a share of the GDP, the Danish net costs involved in the production of statistics in 1970 were on a par with Norway's, above Finland's and considerably below Sweden's, whereas the Danish share in 1990 was about half of the Swedish and Norwegian shares, and also lower than the Finnish share.

Among the best institutions in the public sector

The Danish Ministry of Economic Affairs emphasized that some of the reasons for nominating Danmarks Statistik as one of the best government institutions in 1990 were that the institution has a high international standard and makes efficient use of the available resources, by international standards. Moreover, the ministry also pointed out that Danmarks Statistik has adapted its products and dissemination methods to the needs of the users, and sells an increasing proportion of the statistical output on market terms.

1.4. Perspectives of Development

In spite of the rationalizations and other cutbacks, which were effected over the years, Danmarks Statistik has not, for budgetary reasons, been able to undertake new developments of statistics concurrently with the increasing statistical requirements.

Shortage of statistical coverage

Against this background, Danmarks Statistik's Board of Governors finds that the statistical coverage is inadequate in various fields. This applies to, e.g. environmental statistics, health statistics, statistics on the service industries and statistics of labour costs.

**Consultation with
the Ministry of
Economic Affairs**

As there were no prospects of improvements in the statistical coverage in the short run, owing to expectations of a continued fall in the budgets, Danmarks Statistik's Board of Governors informed, in the autumn of 1991, the Minister of Economic Affairs of Danmarks Statistik's difficult financial situation.

After the decision of the Minister of Finance and Minister of Economic Affairs, a long-term agreement concerning Danmarks Statistik's budget situation is considered in order to form the basis for improving the statistical coverage.

Act No. 196 of 8th June, 1966, on Danmarks Statistik, as amended by Act No. 540 of 17th December, 1971

Section 1

As the central authority of Danish statistics an institution to be designated as Danmarks Statistik is set up.

This institution

- 1) will collect, process and publish statistical information on social and economic conditions, possibly in collaboration with local authorities and other statistical bodies,
- 2) can undertake the collection, processing and publication of statistical information for local authorities, organizations and private enterprises, etc.,
- 3) will supervise or assist in the establishment and utilization of public central registers which serve to perform administrative duties for public authorities and trade and industry, and which can be used for statistical purposes,
- 4) can assist committees and commissions in statistical matters,
- 5) can prepare statistical analyses and forecasts,
- 6) will undertake tasks in connection with international statistical co-operation.

Subsection 2

Danmarks statistik shall otherwise, as the Minister for Economic and Budget Affairs shall direct, be in charge of the provision of statistical information to be used by central government administration and the legislature.

Subsection 3

If any public authority or institution contemplates the collection and processing of statistical data, Danmarks Statistik shall be informed with a view to negotiation on a co-ordination.

Subsection 4

From the public authorities and institutions which collect and process statistical data, at the time when the Act enters into force, Danmarks Statistik shall within three years obtain information on their statistical activities with a view to possible negotiations on a co-ordination.

Section 2

Danmarks Statistik is an independent institution under the supervision of a Board consisting of the National Statistician as chairman and six other members familiar with social and economic conditions, including trade, industry, and labour conditions. The six members shall be appointed by the Minister for Economic and Budget Affairs for periods not exceeding four years. The Board shall lay down its own procedure

Subsection 2

The National Statistician shall be appointed by the King. The recommendation of the Minister for Economic and Budget Affairs shall be submitted after consultation with the Board.

Section 3

The Board shall decide on Danmarks Statistik's working programme in compliance with the provisions in section 1, subsection 1 and shall lay down rules for the treatment of the co-ordination problems referred to in section 1, subsections 3 and 4 as well as questions on the co-ordination of public and non-public statistics.

Subsection 2 The Board shall decide the extent to which and the way in which the information referred to in sections 7-12 shall be collected. The Minister for Economic and Budget Affairs may, however, lay down restrictions with regard to the collection of information which the Statistical Department had no authority to require under the acts or administrative provisions existing at the time when the present Act entered into force.

Subsection 3 Budget estimates for Danmarks Statistik shall be approved by the Board and submitted to the Minister for Economic and Budget Affairs. The Board shall, moreover, make decisions in questions of major financial importance, including the laying down of general lines for remuneration in respect of the projects undertaken for local authorities, organizations, private enterprises, etc. referred to under section 1, subsection 1 (2).

Subsection 4 The Board may set up advisory committees.

Subsection 5 The Board shall also consider questions submitted by the National Statistician.

Section 4

The National Statistician shall be in charge of the professional and administrative management of Danmarks Statistik.

Subsection 2. Personnel matters of Danmarks Statistik belong under the Minister for Economic and Budget Affairs.

Subsection 3 Those cases within the sphere of Danmarks Statistik whose decision according to law rests with the Minister for Economic and Budget Affairs shall be submitted by the National Statistician directly to the Minister.

Section 5

The Minister for Economic and Budget Affairs can set up a committee to bring about the co-operation between Danmarks Statistik and other public authorities and institutions. The Minister for Economic and Budget Affairs shall lay down the procedure of the committee after consultation with the Board.

Section 6

Public authorities and institutions shall, within the framework of the working plan adopted by the Board, supply the information they possess when requested to do so by Danmarks Statistik.

Section 7

The date for the general population census shall be fixed by the Minister for Economic and Budget Affairs at the recommendation of Danmarks Statistik. In the course of such censuses Danmarks Statistik may require the information which can be required for population registers under the legislation on population registers as well as information on industry, social status, occupation, education, training and place of work.

Section 8

All tradesmen and businessmen shall, when requested by Danmarks Statistik, supply information about the following:

- 1) nature and ownership of the enterprise or establishment, use of area, installations and equipment, staff working conditions, wages and salaries, production, including transportation carried out and services performed, volume of orders and movements therein, turnover and prices, wage bill, purchases of commodities, other operating expenditure, capital expenditure and stocks,
- 2) in the case of agriculture, gardening, and forestry also about crop yield, livestock and fur animals,
- 3) in the case of insurance enterprises, financial institutions and other enterprises providing credit facilities also about the nature, extent and terms for credits granted or arranged and deposits received together with information on the groups of debtors to whom the loans have been extended to and the groups of creditors from whom the deposits have been received,
- 4) in the case of banks and saving banks also about the nominal value of mortgage deeds registered to mortgagor which have been received as security for building loans.

Subsection 2

Societies, associations, institutions, etc. which do not carry on business or trade shall, at the request of Danmarks Statistik, supply information about the nature of activities and ownership, use of area, staff, working conditions, wages and salaries, wage bill, capital expenditure and about assets and liabilities and their movements.

Subsection 3

If a national organization of tradesmen or businessmen expresses a wish for statistical information beyond that mentioned in subsection 1 to be provided within the trade or industry in question, the Minister for Economic and Budget Affairs can, at the recommendation of the Board, direct such information to be supplied to Danmarks Statistik.

Section 9

In the case of imports from and exports to foreign countries and trade between Greenland, the Faroe Islands, and the rest of Denmark, consignees and consignors shall supply information about the value, nature and quantity of the goods imported and exported, country of purchase, country of origin, country of sale, country of consumption, and mode of transport. If importation or exportation as well as the mentioned trade is undertaken by persons other than the actual consignees or consignors, e.g. by clearers or forwarding agents, such

persons shall furnish information of the names and addresses of the actual consignees or consignors.

Subsection 2

Detailed provisions governing the furnishing of the information referred to in subsection 1 shall be laid down by the Minister of Finance after recommendation of the Board.

Section 10

For the purpose of compiling the external balance of payments and foreign assets and liabilities any person having financial outstandings or debts with foreign countries shall, on request, furnish information to Danmarks Statistik on revenue from and expenditure to foreign countries and on debts payable to and accounts receivable from foreign countries.

Section 11

Owners and tenants of dwellings and premises used for business purposes shall, when requested by Danmarks Statistik, furnish information for each dwelling or enterprise about house rent, tenant's deposit, location of dwelling or premises, their size, facilities and utilization, and in the case of dwellings, the number of occupants.

Subsection 2

Owners and tenants of dwellings shall, when requested by Danmarks Statistik, furnish such information as is necessary for the calculation of the wage regulating price index.

Section 12

For the purpose of providing income statistics, tradesmen and businessmen shall, when requested by Danmarks Statistik, furnish information on turnover, purchases of goods, costs and calculation of profit margins, depreciation and write-offs, provisions and transfers, dividends, interest received and paid, and revenue and expenditure in respect of supplementary activity, taxes and duties paid or estimated.

Subsection 2

To analyse investments and capital, tradesmen and businessmen shall also, when requested by Danmarks Statistik, furnish information on assets and liabilities, and their movements.

Section 12a

For the purpose of providing statistics of the registration of mortgage deeds registered to the seller, any person filing a mortgage which is part of the payment of the purchase price in connection with the transfer of real property shall mark the document »Mortgage deed registered to the seller«.

Subsection 2

Mortgage deeds which have been issued to those institutions which are covered by the Act on Mortgage Credit Institutes shall be marked as to whether the mortgage deed concerns first mortgage loans (ordinary credit secured by mortgage on real property) or second mortgage (special credit secured by mortgage on real property).

Section 13

He, who fails to furnish in due time the information requested in pursuance of sections 7-12a or knowingly or through gross negligence furnishes wrong information, shall be punishable with a fine.

Subsection 2

If the offence is committed by a joint-stock company, co-operative society or the like, the company or society may be made liable to such a fine.

Subsection 3

In cases concerning the information referred to in section 9, a fine may be imposed in pursuance of the rules contained in the Tariff Act.

Section 14

The present Act shall enter into force on 1st July, 1966.

Subsection 2

The following enactments are repealed:

- 1) Act No. 221 of 6th December, 1895, on the Arrangement of the Government's Statistical Bureau.
- 2) Act No. 75 of 29th March, 1904, on Shipowner's Liability to Furnish Statistical Information.
- 3) Act No. 481 of 10th September, 1920, on the Furnishing of Statistical Information on House Rent, etc.
- 4) Section 5, subsection 2 of Act No. 83 of 16th March, 1963, on the Calculation of a Wage Regulating Price Index.
- 5) Sections 188 and 196 of the Tariff Act, cf. Notice No. 1 of 7th January, 1965.

Subsection 3

The provisions laid down in pursuance of section 188, subsection 1, of the Tariff Act shall remain in force until they are amended by the provision of section 9, subsection 2 of the present Act.

Section 15

The present Act shall not apply to the Faroe Islands, but may be made applicable to the Faroe Islands by Royal decree with the modifications warranted by the special conditions of the Faroe Islands.

Danmarks Statistik in figures

Table 1.
Economy

	1987 ¹	1988	1989	1990	1991*
	DKK mill.				
Expenditure, total²	148,9	166,2	168,5	172,6³	177,2³
Wage costs	114,9	126,6	131,5	134,2	134,1
EDP costs	14,5	15,6	15,1	16,6	19,4
Other costs	19,5	24,0	21,9	21,8 ³	23,7 ³
Own receipts, total	27,8	37,2	45,4	48,5	54,7
Income from service activities	19,8	27,6	31,2	31,0	32,2
Income from sales of publications	4,3	5,3	6,3	7,8	7,7
Other income	3,7	4,3	7,9	9,7	14,8
Own income in pct. of expenditure	19	22	27	28	31
Net financial allocations, total	121,1	129,0	123,1	124,1³	122,5³

¹ The budget was influenced by a labour dispute among programmers, other EDP personnel and printers.

² Excluding VAT and salaries paid to persons employed under the national employment-creation schemes.

³ Excluding rent subsidies from the Ministry of Housing (DKK 17.2 mill. in 1990 and DKK 17.7 mill in 1991).

* Provisional figures.

Table 2.
Income from service activities

	1987	1988	1989	1990	1991*
	DKK mill.				
Income from service activities	19,8	27,6	31,2	31,0	32,2
Breakdown by areas:					
Small-area statistics	1,6	2,9	2,4	2,7	3,1
Statistics of persons	2,6	4,7	5,6	5,9	6,2
Data banks	1,1	1,7	2,6	3,4	3,8
Law Model	2,0	2,4	3,9	3,5	2,9
General economic statistics	0,8	1,1	1,0	1,5	1,8
Statistics of external trade	2,3	2,6	3,4	3,9	4,3
Business statistics	1,9	2,5	3,1	2,1	2,6
Central Register of enterprises and					
Establishments	3,3	3,7	3,9	4,1	4,1
Surveys	2,9	4,4	3,5	1,5	1,2
Statistics service	1,0	1,1	1,3	1,6	1,7
Other income	0,3	0,5	0,5	0,8	0,5

* Provisional figures.

Table 3.**Staff numbers**

	1988	1989	1990	1991	1992*
	Number of employees				
Total staff numbers at 1st January	653	634	623	596	550
Terms of employment					
Civil servants	97	103	104	98	98
Employees on collective contracts.....	556	531	519	498	452
Working hours					
Full-time employed	506	503	506	492	458
Part-time employed.....	147	131	117	104	92
Converted to full-time employment	600	591	587	567	526
Sex:					
Women.....	378	359	359	339	311
Men.....	275	275	264	257	239
Staff groups:					
Managerial staff (pay scales 36-40).....	26	27	29	28	27
Academics	104	102	111	111	103
EDP specialists	84	87	80	83	76
Clerical staff.....	359	345	338	313	284
Office messengers, graphic staff.....	25	25	24	24	24
Students, apprentices.....	55	48	41	37	36

* Provisional figures

Table 4.**Persons who have resigned**

	1987	1988	1989	1990	1991
	Resignations				
Persons who have resigned, total¹	50	53	40	34	47
Managerial staff (pay scales 36-40).....	2	3	2	2	2
Academics, consultants.....	8	12	4	5	9
EDP specialists	16	10	10	3	8
Clerical staff.....	23	28	22	24	27
Office messengers, graphic staff.....	1	-	2	-	1

¹ Excluding students, apprentices, long-term unemployed and persons on leave less than 6 months.

Figure 1.

Percentage of employees at January 1992, by age compared to persons aged 17–69 years in the labour force, at the end of November 1989

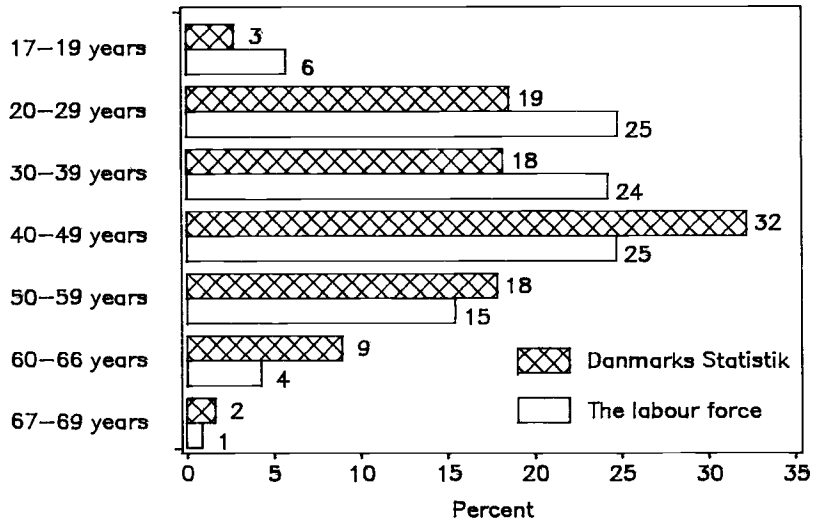


Figure 2.

Percentage of employees at January 1992, by selected staff groups

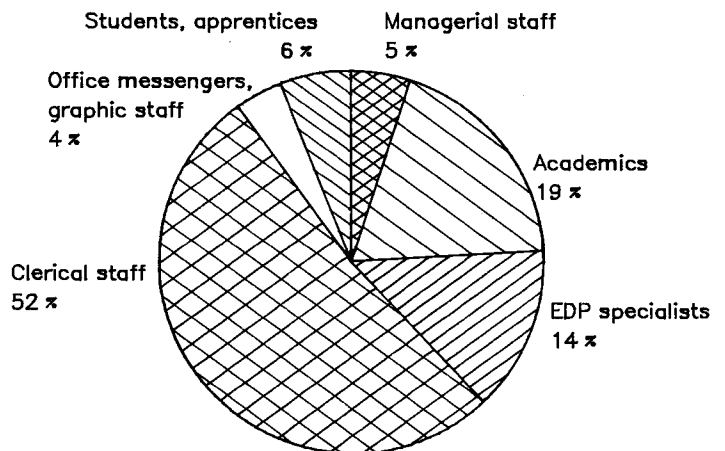


Figure 3. Percentage of employees at January 1992, by sex in selected age groups

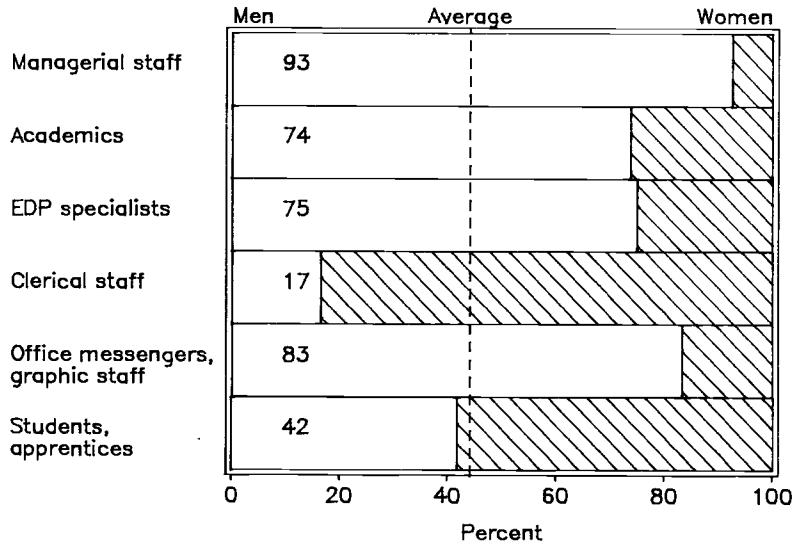


Figure 4. Percentage of employees at January 1992, by sex in selected staff groups

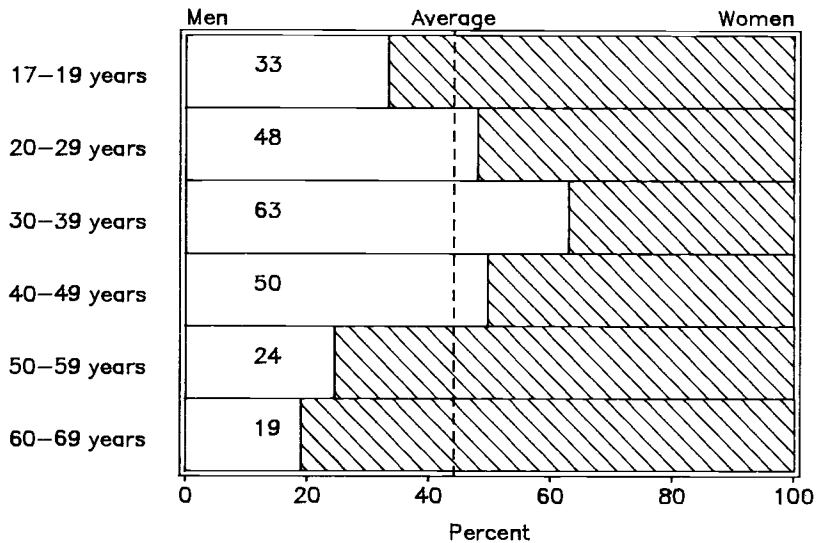


Table 5.**Internal courses**

	1987	1988	1989	1990	1991
	Number				
Classes.....	50	66	71	93	89
Lessons given by teachers.....	531	989	1 193	2 301	2 014
Lessons taken by pupils.....	4 976	8 373	8 383	13 452	12 106
Participants per class.....	10	11	8	8	8

Table 6.**Data processing**

	1987	1988	1989	1990	1991
EDP workplaces					
Terminals (internal), end-year	394	400	419	410	410 ¹
Personal computers, end-year	18	29	55	109	275
- of which linked to the network	-	-	35	71	275
Data registration.....					
Centrally registered characters (mill.)	154	194	155	117	113

¹ The number of terminals will be reduced in 1992 concurrently with the transition to computers.

Table 7.**Data banks**

	1987	1988	1989	1990	1991
Subscribers.....	99	125	163	188	210
Income from service activities (DKK mill.)....	1,1	1,7	2,6	3,4	3,8
Consumption (sessions).....	8 225	11 500	14 500	16 800	15 300
Extent (»numbers of figures«, end-year (figures, mill.).....	150	250	300	400	450

Table 8.**Publications**

	1987	1988	1989	1990	1991
Number of pages (1 000).....	12,0	18,1	14,6	15,1	15,8
Sales of publications ¹ (DKK mill.).....	5,3	6,4	7,6	9,4	9,4*

¹ Including »Statistics service«.

* Provisional figures.

Table 9.**Publications 1991**

	Issues	Pages	Average circulation	Sales (DKK mill.)
News from Danmarks Statistik.....	360	1 440	1 500	959
Statistical News.....	259	3 902	1 350	2 029
Statistics service.....	101	4 807	750	1 700
Statistical Yearbook.....	1	575	11 000	1 300
Statistical ten-year review.....	1	144	30 000	1 820
Other publications.....	...	4 974	...	1 610

Table 10..**Danmarks Statistik's library**

	1987	1988	1989	1990	1991*
	1 000				
Stock of books, end-year.....	173,5	179,4	185,7	192,0	198,4
Loans.....	21,7	21,4	23,8	23,2	24,0
Telephone inquiries.....	4,2	4,1	4,0	5,1	4,8
Number of photocopies sold.....	19,6	22,4	16,8	15,5	14,8
Receipts (DKK).....	52,0	78,0	138,0	262,0	257,0

* Provisional figures

Organizational chart for Danmarks Statistik at 1st January 1992

