

European dimension

Annegrete Wulff
Statistics Denmark
awu@dst.dk

Example Eurostat

- [Code of Practice: 15 principles](#)
- [Peer Reviews](#)

European Statistics Code of practice

- Build on UN Fundamental Principles of Official Statistics
- 10 principles

Principle 6: Impartiality and Objectivity

- *Statistical authorities must produce and disseminate European Statistics respecting scientific independence and in an objective, professional and transparent manner in which all users are treated equitably.*

Principle 6: Indicators

- Statistics are compiled on an objective basis determined by statistical considerations.
- Choices of sources and statistical techniques are informed by statistical considerations.
- Errors discovered in published statistics are corrected at the earliest possible date and publicised.
- Information on the methods and procedures used by the statistical authority are publicly available.
- Statistical release dates and times are pre-announced.
- All users have equal access to statistical releases at the same time and any privileged pre-release access to any outside user is limited, controlled and publicised. In the event that leaks occur, pre-release arrangements should be revised so as to ensure impartiality.
- Statistical releases and statements made in Press Conferences are objective and non-partisan.

Principle 11: Relevance

- *European Statistics must meet the needs of users.*

Principle 11: Indicators

- Processes are in place to consult users, monitor the relevance and practical utility of existing statistics in meeting their needs, and advise on their emerging needs and priorities.
- Priority needs are being met and reflected in the work programme.
- User satisfaction surveys are undertaken periodically.

Principle 13: Timeliness and Punctuality

- *European Statistics must be disseminated in a timely and punctual manner.*

Principle 11: Indicators

- Timeliness meets the highest European and international dissemination standards.
- A standard daily time is set for the release of European Statistics.
- Periodicity of European Statistics takes into account user requirements as much as possible.
- Any divergence from the dissemination time schedule is publicised in advance, explained and a new release date set.
- Preliminary results of acceptable aggregate quality can be disseminated when considered useful.

Principle 15: Accessibility and Clarity

- *European Statistics should be presented in a clear and understandable form, disseminated in a suitable and convenient manner, available and accessible on an impartial basis with supporting metadata and guidance.*

Principle 15: Indicators

- Statistics are presented in a form that facilitates proper interpretation and meaningful comparisons.
- Dissemination services use modern information and communication technology and, if appropriate, traditional hard copy.
- Custom-designed analyses are provided when feasible and are made public.
- Access to microdata can be allowed for research purposes. This access is subject to strict protocols.
- Metadata are documented according to standardised metadata systems.
- Users are kept informed on the methodology of statistical processes and the quality of statistical outputs with respect to the ESS quality criteria.

All EU countries visited

- Statistics Denmark is fully compliant with the majority of indicators in Principles 1-6 and 15 of the Code of Practice.
- In all other cases it is either largely compliant or, rarely, partly compliant.
- None of the principles or indicators was assessed as “not met”.
- In all cases of “largely or partly met” improvement actions were proposed by the peer review team or the management of Statistics Denmark and this list of improvements was mutually approved.

Peer Review, Principle 15

- Overall assessment:
- Statistics Denmark's website is very user friendly. It contains all data produced by
- Statistics Denmark in the form of a database, (except the services tasks - see below),
- and all its publications and reasonably good meta-information. The database is free of
- charge. Publications are to be paid for both for paper publications and usually also if
- ordered in electronic form.
- The website is also partly available in English.

Indicator 15.1: Statistics are presented in a form that facilitates proper interpretation and meaningful comparisons.

- Assessment:
- **Fully met**
- Comments:
- 97 percent of the users think that statistics are presented in an easy-to-understand way, which is a high mark.
- The user-friendly presentation was confirmed in the interviews.

Indicator 15.2: Dissemination services use modern information and communication technology and, if appropriate, traditional hard copy

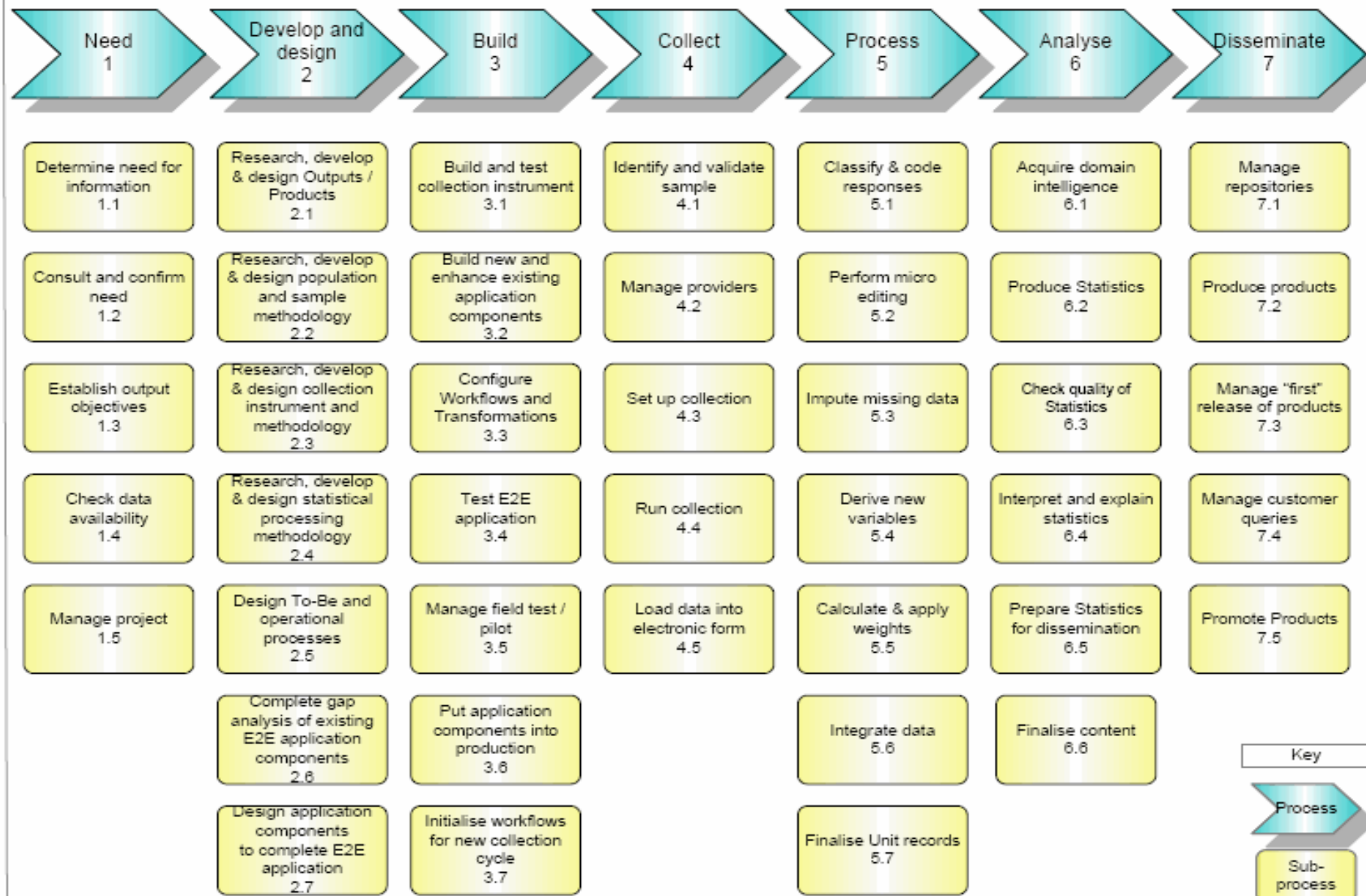
- Assessment:
- **Fully met**

- Comments:
- Statistics Denmark's website is easy to use and to navigate. 92 % of the users were satisfied with the site in the user survey.
- Paper copies will become more and more limited, and replaced by electronic “publications”.
- Paper copies and electronic copies can be ordered on-line.

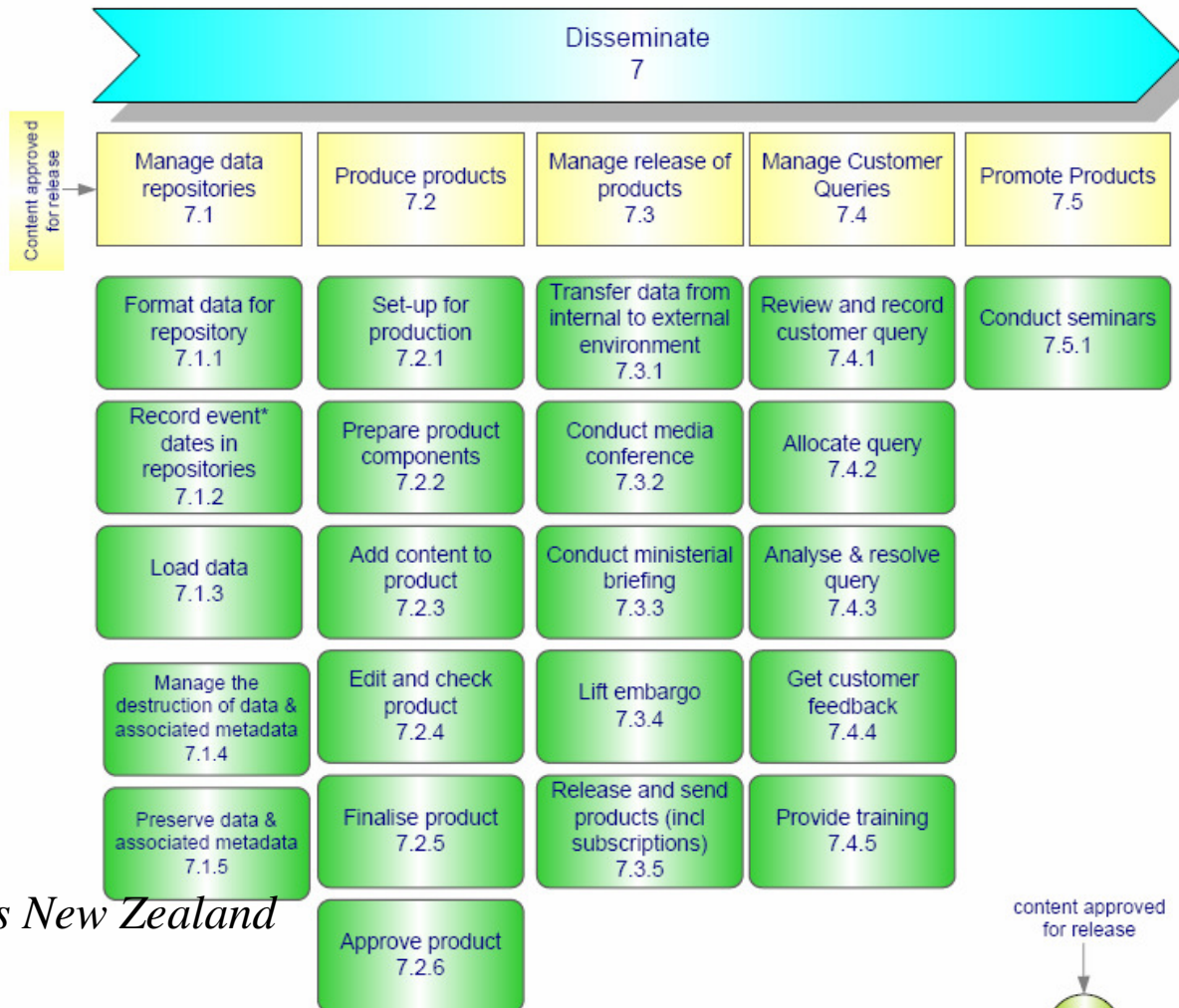
Recommendations to DST from the review team

- Indicators under Impartiality and objectivity and Accessibility and clarity relating to meta-information show certain weaknesses of information available to users through the "Declaration of contents".
- Statistics Denmark should improve the meta-information on aspects like definition of terms, quality aspects and breaks in time series.

Statistical Business Process Model



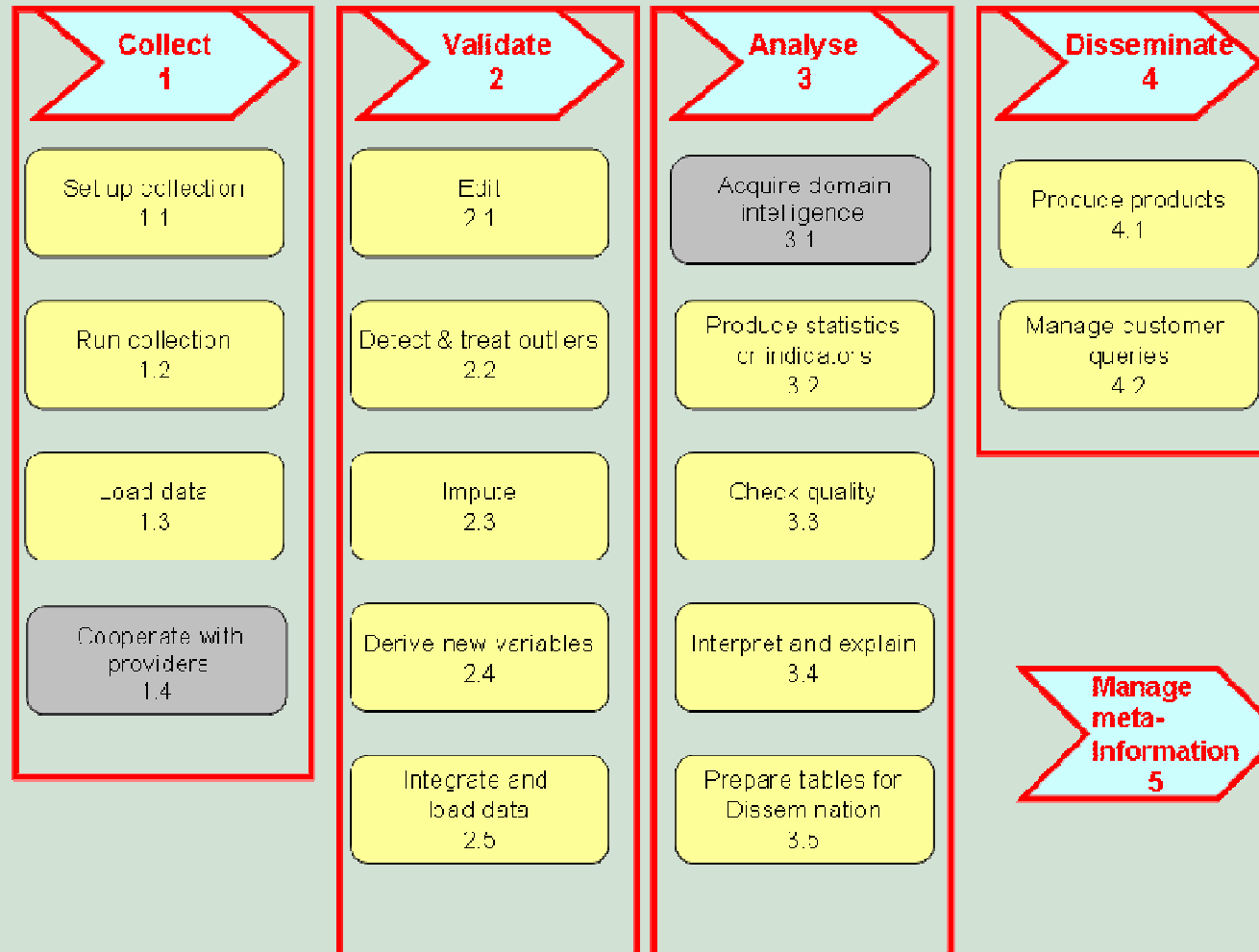
What's in it?



Statistics New Zealand

* embargo date, destruction date etc

Business Process Model in Eurostat



Source: Eurostat, Presentation of the CVD Implementation Plan, April 2008

Conclusions – negative points

- - Meta data not integrated with data
 - - methodological information
- Search engine not efficient (Accessibility) Google is better than own engine
- - user friendliness
- Special analysis is not public
- - satisfaction surveys

Conclusions – negative points

- times series are not comparable
- user needs not taken into account
- too much hard copy
- duplication of data – different databases
- too complex / navigation
- Not enough in English
- Guidelines for correction of error
- Statisticians > Dissemination
- No policy for misuse / reacting on use / no monitoring of use
- Pre defined tables only – no output database
- No electronic book store

Conclusions Positive

- Objectivity and impartiality (p6)
- Use of ict
- Equal access – even special data
- CRM – looking after users
 - High levels of satisfaction
- Release calendar –
- Meta –data classifications

Conclusions Positive

- Publications are on web site
- Micro data is available
- Release calendar (all releases)
 - databases / indicators
- Free dissemination on web
- Bi lingual web
- Easy access to today's releases
- Personal inflation calculator