

Statistics Netherlands

Facts that matter

Wim Schaasberg
Statistical Services and Information Department

Statistics Netherlands:

- founded in 1899
- 3 offices
- 2,036 employees
- 3,435 tables in StatLine (online database)
- 613 news articles
- 37,000 times as source in news media
- More than 7 million visits to CBS.nl
- 107,000 followers on Twitter



Bonaire



Position

- The mission of CBS is to publish reliable and coherent statistical information which responds to the needs of Dutch society. The responsibility of CBS is twofold: firstly, to compile (official) national statistics and secondly to compile European (community) statistics.
- The information published by CBS deals with all aspects of the Dutch society. This includes all important social, economic, spatial and demographic parameters.

Legal stuff

- Statistics Netherlands Act constitutes the legal basis for CBS. CBS has the status of an autonomous administrative body. CBS performs public service tasks, but operates independently and not under the direct authority of any Dutch ministry. The Minister of Economic Affairs is politically responsible for relevant legislation, budget and conditions. CBS is financed from the state budget.
- CBS has an advisory board. The Statistics Netherlands Act stipulates that the Advisory Board advises the Director General (DG) on request or on own initiative about the implementation of the tasks of the DG. The Advisory Board also makes a recommendation to the minister when the position of DG becomes vacant.

Statistics



Economic topics include:

Macro-economics

Agriculture

Manufacturing

Trade, transport, services



Socioeconomic topics include:

Labor and social security

Health and welfare

Nature and the environment

Education

Demography, Spatial statistics

Statistics Netherlands in a nutshell



Phenomenon-oriented approach

Factsheet

The Netherlands: cycling country



2.9 km average daily distance
cycled by the Dutch



25% of home-work
commuting is done by bike



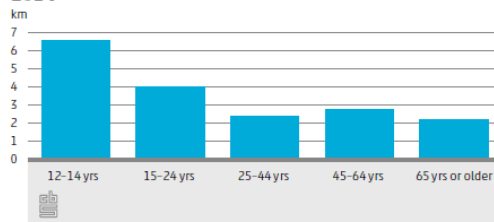
1.4 million electric bikes
in 2014

Bron: Source: Statistics Netherlands, National Institute for Public Health and the Environment (RIVM), BOVAG-RAI, GfK Panel Services, Dutch Cyclists Union.
Publication date: 1 July 2015

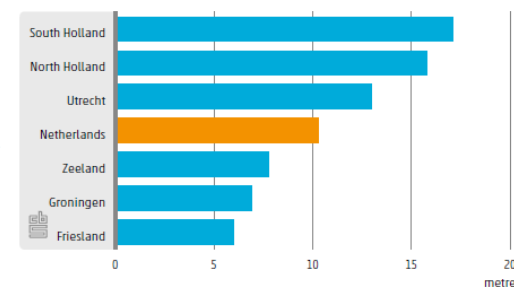


35,000 km total
length of Dutch cycle paths

Average distance cycled per person per day by age group, 2014



Provinces with the most and least metres of cycle paths per ha of land area, 2013



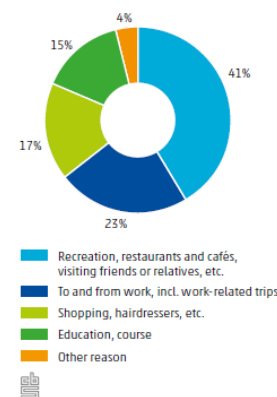
Source: Fietsersbond, Statistics Netherlands.

240,000
Dutch practise cycling as a sport



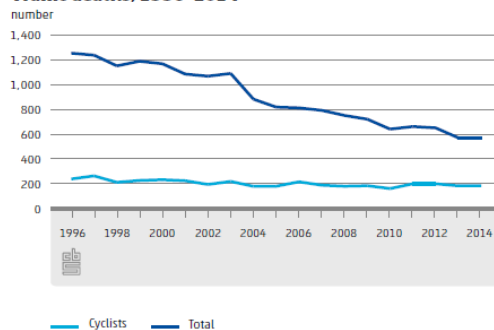
1,000 km average distance cycled per person per year
2,000 km average distance cycled per teenager per year

Distance cycled per person
pay day, by motive, 2014



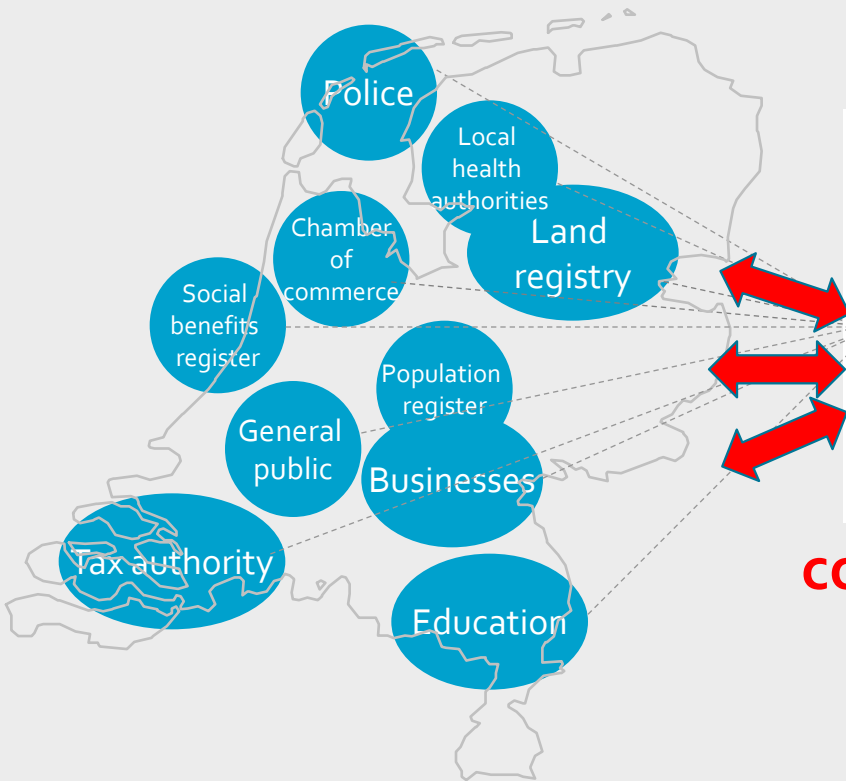
558,000
Dutch victims of bike theft

Traffic deaths, 1996-2014

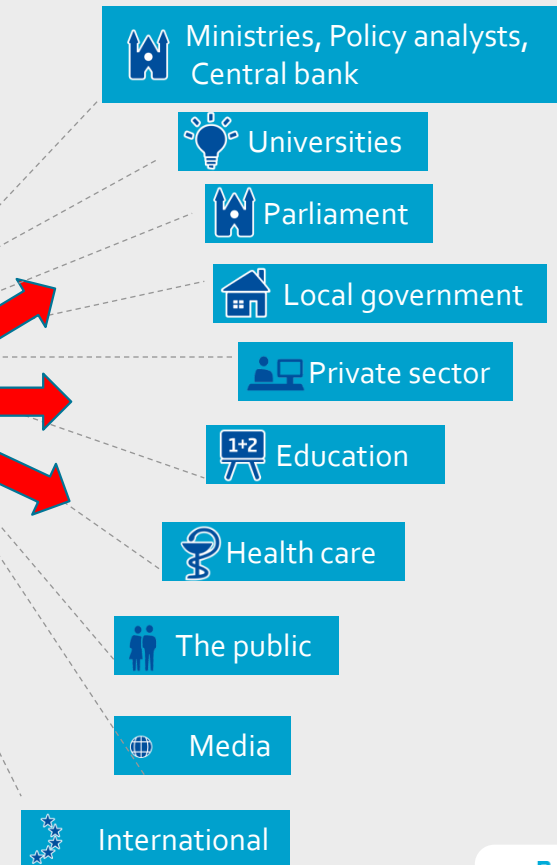


Relations

Data sources



Users



collaboration

Data protection



- Privacy is guaranteed (confidentiality required by law)
- All staff are required to sign declaration of secrecy
- Data on individual persons are immediately separated from names and addresses
- Under the law, data may only be used for statistical purposes
- No other institution or individual can claim access to data collected by Statistics Netherlands

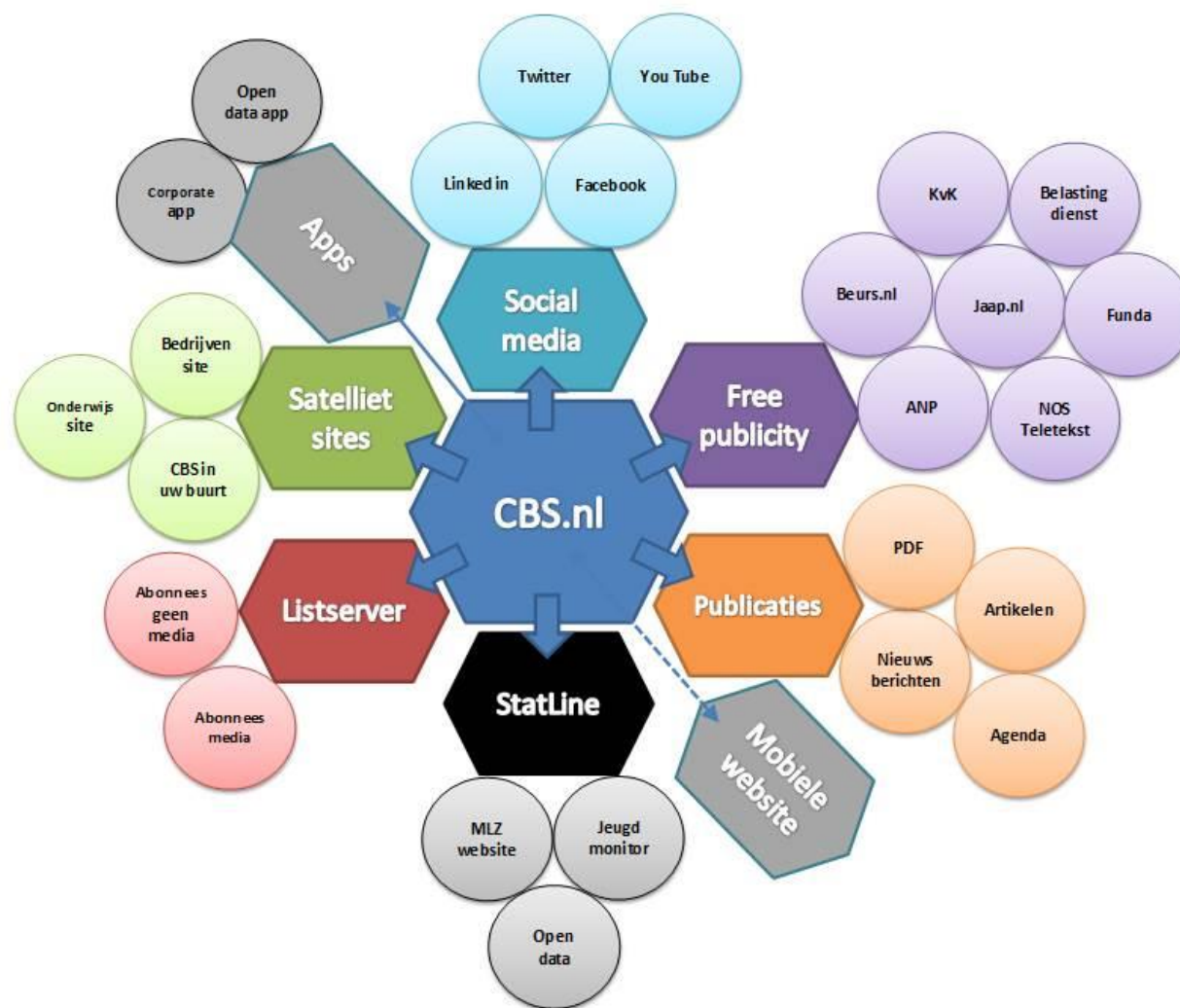
Statistical programme

- Based on multi-annual programme
- Data become available for everyone at the same time, free of charge
- European programme: 80% is required under EU regulations
- Specific (statistical) services

Output: forms



Output: channels



Publication policy



- Release calendar every Friday for the coming week



- Daily via CBS.nl, Twitter and via mailing lists direct to news media



- Daily updates in online database StatLine



Infrastructure CBS



**2200
users**



**>7 million
mails pm
(85% spam)**



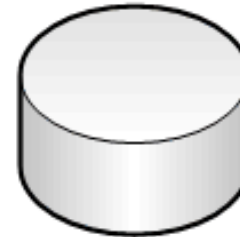
**3400
virtual
desktops**



**> 350,000
hits pm**



**> 900
virtual
servers**



**> 1 peta
byte
storage**

Data Centres

Primary:
Cybercentre Flevoland

Backup:
Cybercenter
Oude Meer



2 x 10 Gb/s



Office Heerlen



Office The Hague



Statistics Netherlands

Director General
T.B.P.M. Tjin-A-Tsoi

Deputy Director General
A.H. Kroese

CIO office
M. Iug

Blaise
H.J.A. Wijnhoven (Temporary)

CBO*
Policy staff
Ms. C.M. Schut

* Provisional organisation unit

BBM
Corporate services, IT and methodology
W. van Nunspeet (Director)
Ms. M. Renaud (Deputy Director)

BBM/BBS Support

BFB Facility management
H.M.H.P. Busschopps

BPO Personnel and organisation
Ms. M.E. Verburgh

BPD Personnel and organisation (The Hague)
Ms. I.L. Roosen-Sinke

BPH Personnel and organisation (Hoerlen)
(Vacancy)

BPC Planning and control
M.J. van Adrichem

BFA Financial administration
Ms. L.G.J. Ployte

BIK Purchasing
Ms. L.G.J. Ployte (Temporary)

BHA Enforcement organisation

BFi Business and information management

BPS Project management services
P.G.W.M. van Dosselaar
G.H.T. Gosens (Deputy)

BIT Information technology
Ms. M.W.G. Hermans-Kooleman
B. Veenendaal (Deputy)

BPM Process development and methodology
W.F.H. Ypma

CCN*
CBS Communication and news
M.P.M. Ackermans (Editor in Chief)
C.A.M. Buijs (Deputy Editor in Chief)

DVZ
Data collection
Ms. A. Boeljen (Director)
J.H. van Velzen (Deputy Director)

EBN
Economic and business statistics and
national accounts
Ms. I.C.M. Imbens (Director)
H.J.C.M. Hermans (Deputy Director)

SER
Socio-economic and spatial statistics
H. van de Stadt (Director)
Ms. M.J.M. Verbruggen (Deputy Director)

SBM Support
L. Roosendaal

SDI Statistical services and information
R.G.W. Dood

SQS Quaternary sector statistics
M.P.C. Alders

**SLO Environmental, energy and spatial
statistics**
W.H. Vosselman

**SES Demographic and socio-economic
statistics**
Ms. S. de Kolk-de Vries

**SAL Labour, income and quality of life
statistics**
R.P.P.J. Hermans

SVV Traffic and transport statistics
M.P.V. van de Kerkhof

WEDNESDAY PROGRAM

Time	Topic	Expert
09.15 – 10.30	Welcome and Introduction Statistics Netherlands	Mr. Wim Schaasberg
10.30 – 11.00	Presentation IBS	Ms. Sigalit Mazeh
11.00 – 11.15	Coffee-tea break	
11.15 – 12.00	Legislation, confidentiality and security	Mr. Eric Schulte-Nordholt
12.00 - 13:30	Lunch	
13.30 – 14.00	IT-Technical and security setup	Mr. Marc Schillings
14.00 – 14.30	Cooperation with Ministries / KNAW	Mr. Ruurd Schoonhoven
14.30 – 14.45	Coffee-tea break	
14.45 – 15.45	Legislation, confidentiality and security – part two	Mr. Eric Schulte-Nordholt
15.45 – 17.30	Walking tour through the Centre of The Hague	
17.30	Joint dinner hosted by Statistics Netherlands	

THURSDAY PROGRAM

Time	Topic	Expert
09.30 – 10.00	Evaluation day 1	Mr. Wim Schaasberg
10.00 – 10.30	Security of Remote Access	Mr. John Kartopawiro
10.30 – 10.45	Coffee-tea break	
10.45 – 11.30	Microdata availability	Mr. Cees Steijn
11.30 – 12.00	Business plan and Price structure	Mr. Martin Broxterman
12:00 - 13:30	Lunch	
13.30 – 14.00	Output checking	Ms. Liesbeth Steenhof
14.00 – 14.30	Guidelines, training and other supporting materials	Mr. Harold Kroeze
14.30 – 14.45	Coffee-tea break	
14.45 – 15.45	Process Overview - Improvement and Lean 6Sigma	Ms. Annemieke Redeman
15.45 – 16.15	Conclusions – end of visit	Mr. Wim Schaasberg

Questions

