

# Israel Central Bureau of Statistics



## The education department

*Twinning Project - B1 & B2 - Copenhagen 2014*

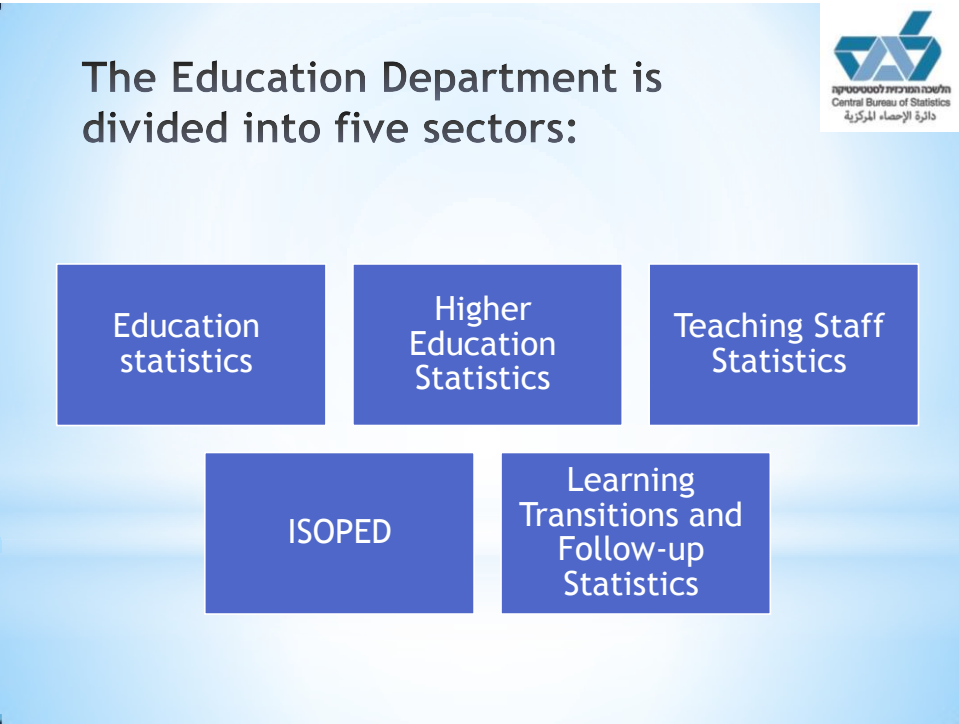
## The Education Statistics Department in the ICBS



The purpose of this presentation is to provide an overview of the Education Department in the Israeli Central Bureau of Statistics.

What will be presented:

- The Five Department Sectors
- The Sectors Main Activities
- Data Reception and Integration for the Relevant Sectors
- Personal ID as the Merging Key
- ISOPED



Sectors main activities in the ICBS:

Sector	Main Activities
Education statistics	Responsible for the production of current statistics of the educational system, from pre-primary to secondary education, as well as vocational training and non-academic adult education. Also responsible for culture and sports statistics.
Higher Education Statistics	Responsible for the production of current statistics on higher education, from BA to PhD, specifically for applicants, students and recipients of degrees in all academic institutions.

Logo of the Central Bureau of Statistics (ICBS) in Hebrew, Arabic, and English.

## Sectors main activities in the ICBS



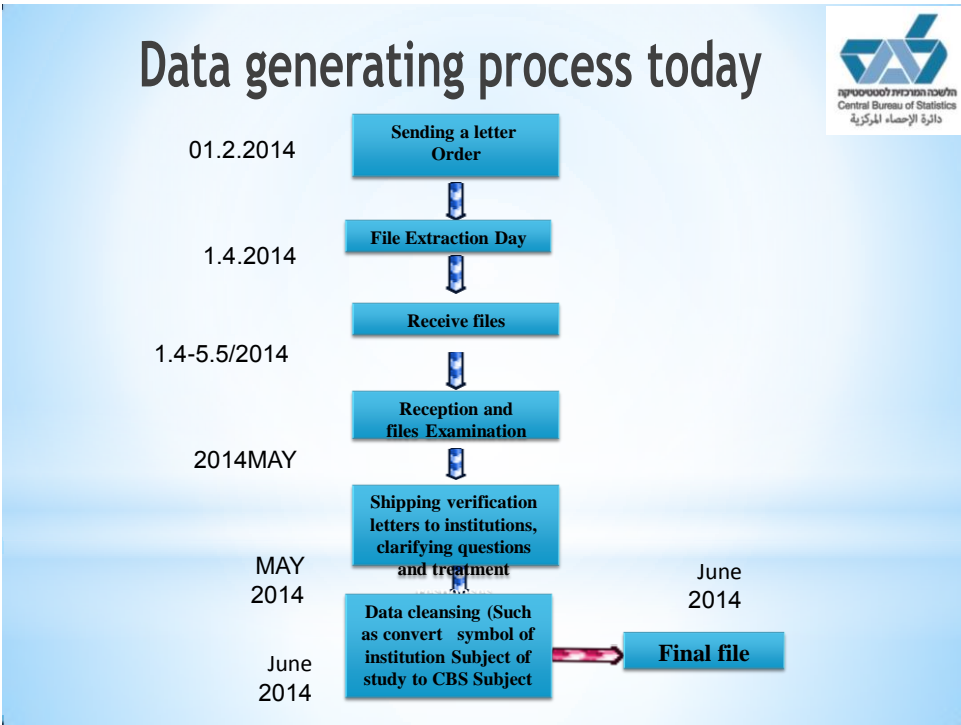
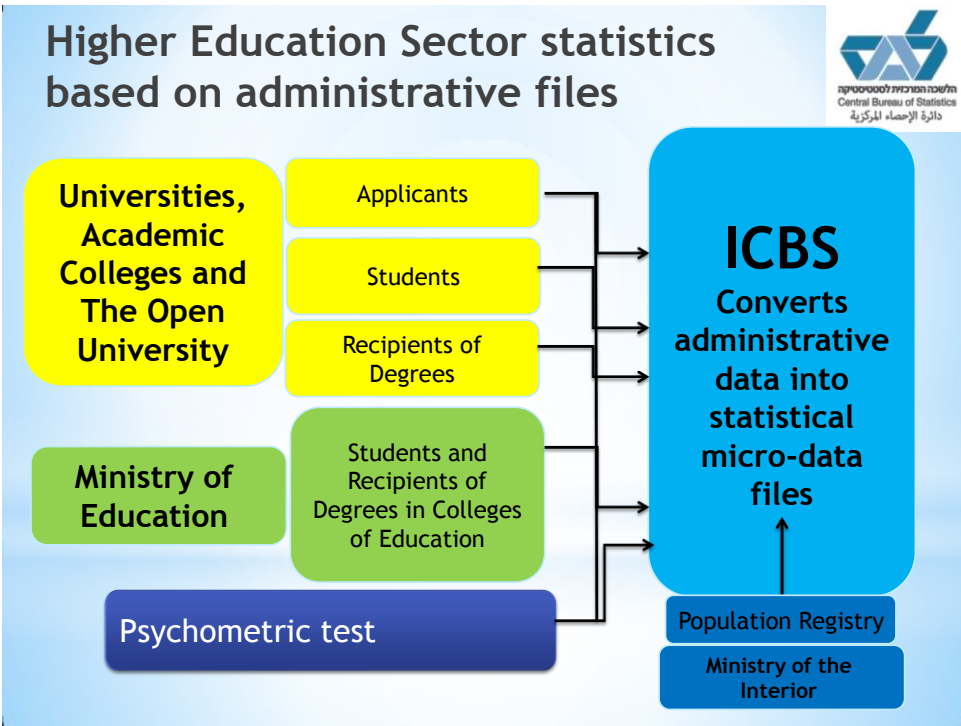
Teaching Staff Statistics	<p>The sector of statistics on the teaching staff provides information and trends among Teaching staff and its composition by socio - demographic, occupational and educational background characteristics. The Information is used for planning purposes of the educational system.</p> <p>In addition, the sector is involved in the development of statistical forecasts of students, teacher supply and demand, demand for classrooms, among others.</p>
Learning Transitions and Follow-up Statistics	<p>The department produces national statistics on : a) transition rates between secondary and higher education and the post-graduate labor force; b) expenditures and personnel within higher education that are engaged in R&amp;D; c) special survey on PhD holders; and d) creates made-to-order data files for external researchers involved in education research.</p>
ISOPED	<p>Processing and loading files into the ISOPED data base and producing statistical outputs including the education register.</p>

## Data reception for the Education, Higher Education and Teachers and Education Personnel sectors, and integration into the ICBS system:



*The ISOPED and Learning Transitions and Follow-up sectors work on data received by the other three sectors*

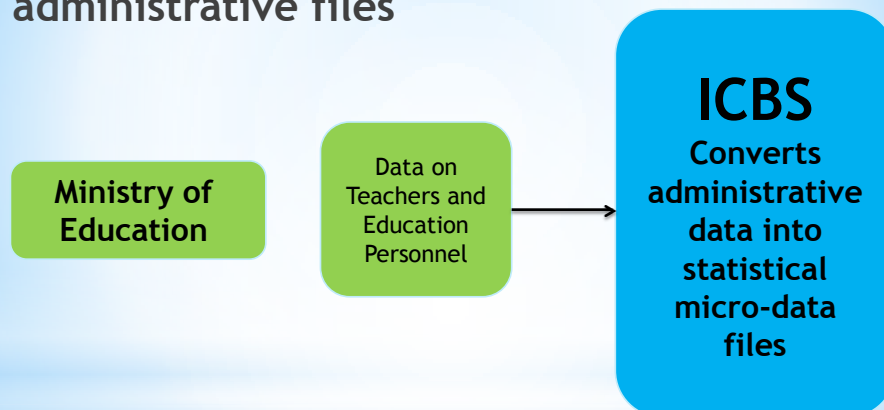


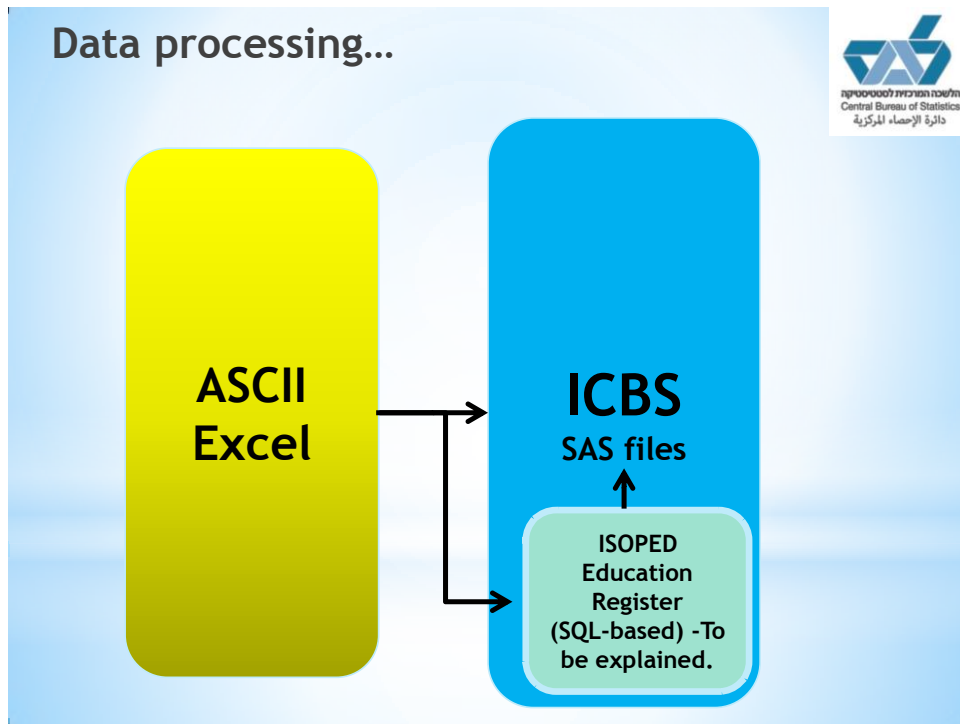


## Surveys

- \* Private Kindergartens
- \* Short-cycle tertiary education (ISCED 5)
- \* PIAAC - the Program for International Assessment of Adult Competencies
- \* Follow-up Higher Education surveys: The purpose of the series of follow-up surveys of higher education:  
Check the contribution of school students and graduates, in terms of Human capital development. That means donating school Academic integration into the labor market and its progress.

## Teachers and Education Personnel Sector statistics based on administrative files





- ### To wrap it up...
- \*The data system is comprised of large datasets run by different government ministries and academic institutions.
  - \*These files are received, standardised, transformed and adapted for the creation of statistical products
  - \*The existence of the personal ID number for all Israeli citizens allows for complex merging of virtually any microdata source available.

## Merging files based on unique ID (example)



Data from apprenticeships	ID
	123456
	123470
	125456
	129457
	133453
	133490
	135909

ID	Data from Ministry of Education
123456	
123470	
125456	
129457	
133453	
133490	
135909	

## ISOPED-Integrative System Of Processing Education Data:

Is a system that will produce  
the database.

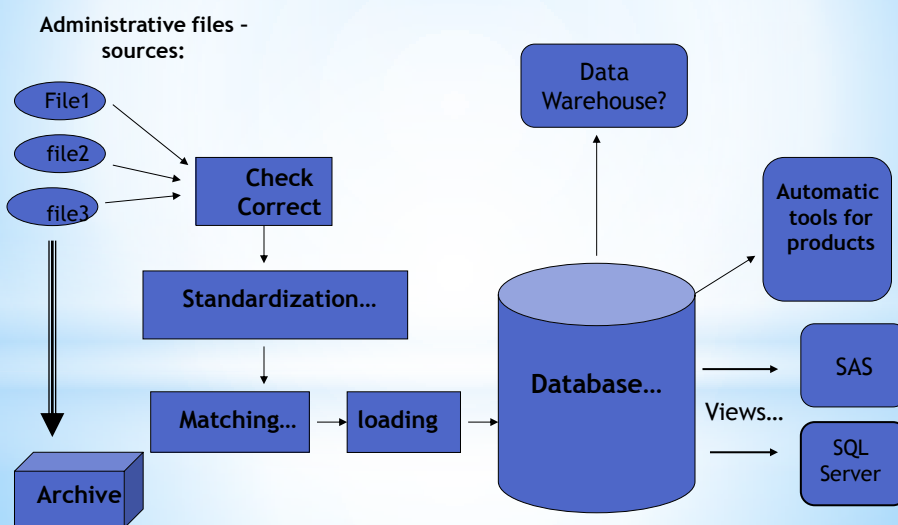




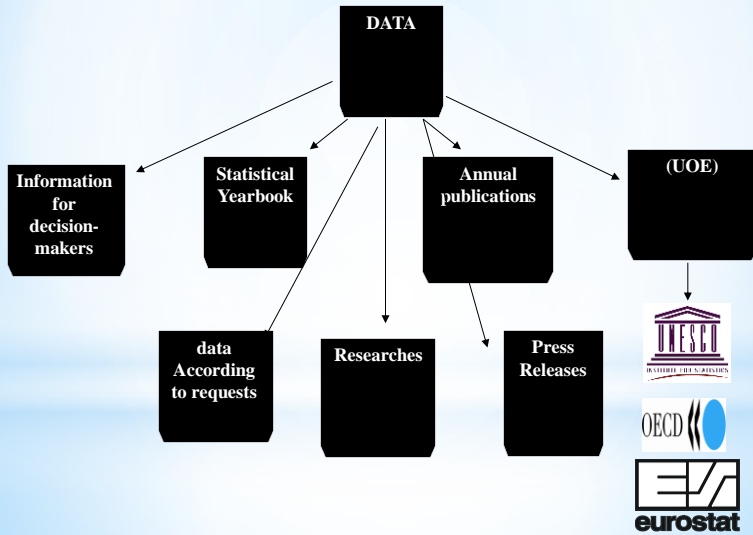
## What is the Education Register?

- \* A statistical register that combines education data from several administrative sources
- \* Calculates 4 measures for **every person in the Population Register**
- \* The measures summarize the educational attainment of a person up to a certain year

## The ISOPED system:



# Dissemination of information



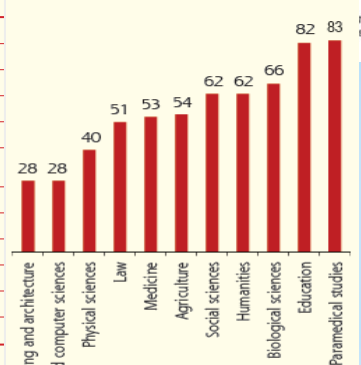
## Higher education

- 52% of the girls and 39% of the boys who completed their high school studies in 2003 went on to study at higher education institutions within eight years after finishing high school.
- In the 2011 school year 109,000 male students and 142,000 female students studied in higher education institutions. Male students comprised 8.8% of all men aged 18-39 and female students made up 11.5% of all women of these ages.
- In 2011, 38,000 women and 27,000 men received academic degrees and diplomas from higher education institutions. The share of women among all recipients of academic degrees and certificates was 58%, among first degree recipients – 58%, among second degree recipients – 57%, among third degree recipients – 51%, and among diploma recipients – 76%.
- The share of women among recipients of academic degrees from colleges of education (82%) is significantly higher compared to other institutions of higher education (54% to 58%).
- The social sciences are the main field in which both men and women received a first degree (39% and 45%, respectively). Among all first degree recipients, 22% of the men compared to 6% of the women received a degree in engineering and architecture; 18% of women compared to 6% of the men received a first degree in education.

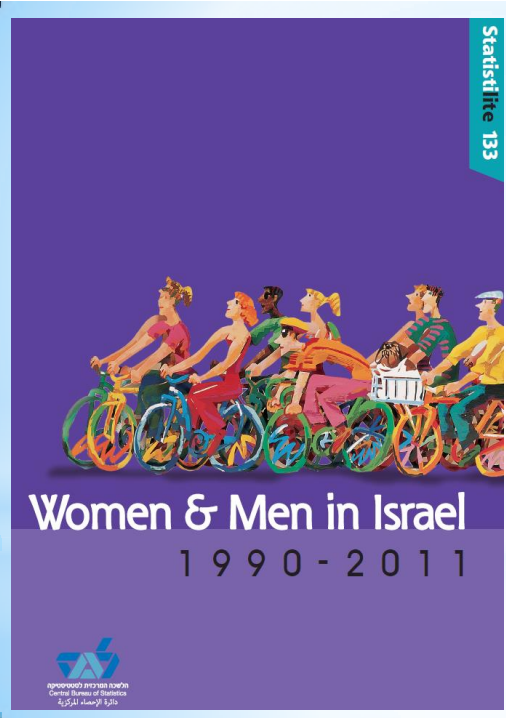
D-2. Recipients of first degree, by field of study, percentages, 2011

Men	
Total	100
Social sciences	39
Engineering and architecture	22
Law	10
Humanities	9
Mathematics, statistics and computer sciences	7
Education	6
Biological sciences	2
Physical sciences	2
Paramedical studies	2
Medicine and agriculture	2
Women	
Total	100
Social sciences	45
Education	18
Humanities	10
Law	7
Paramedical studies	6
Engineering and architecture	6
Biological sciences	3
Mathematics, statistics and computer sciences	2
Physical sciences	1
Medicine and agriculture	1

D-3. Percent women among recipients of first degrees from institutions of higher education, by field of study, 2011



- The share of women among all recipients of first degrees, by field of study, ranges between 83% in paramedical studies and education to 28% in engineering and architecture.
- Between the years 2000-2011, the percentage of women among all recipients of first degrees from universities decreased from 59% to 57%. The largest decline was among first degree recipients in the humanities – from 69% to 61%. The largest increase was among first degree recipients in medicine – from 42% to 53%.



**Table of contents**

A. Demographic characteristics .....	3
B. In the family .....	5
C. Health .....	7
D. Education .....	9
E. Work .....	11
F. Income from wages of employees .....	14
G. Welfare .....	16
H. Driving.....	17
I. Crime .....	17
J. Use of computer.....	18
K. Power .....	18



**CBS website:**

[http://www.cbs.gov.il/reader/cw\\_usr\\_view\\_Folder?ID=141](http://www.cbs.gov.il/reader/cw_usr_view_Folder?ID=141)

Web page of Higher Education on CBS website:

[http://www.cbs.gov.il/reader/cw\\_usr\\_view\\_SHTML?ID=949](http://www.cbs.gov.il/reader/cw_usr_view_SHTML?ID=949)

Web page of tables generator on CBS website (Hebrew only):

<http://www.cbs.gov.il/reader/publications/education.html>

Thank you